

Alaska Universal Service Administrative Company

BOARD OF DIRECTORS

Meeting Agenda

April 28, 2021

**Wednesday 1:30 p.m. – Teleconference
Anchorage, Alaska**

**Teleconference: Call Number from Anchorage 561-6398
From Outside Anchorage Area 1-877-561-6398**

- I. Roll Call
- II. Approval of Agenda
- III. Public Comment (Limited to 5 Minutes)
- IV. Approval of Prior Minutes
 - A. February 25, 2021 – Monthly Meeting
 - B. March 25, 2021 – Monthly Meeting
 - C. April 7, 2021 – Special Board Meeting
- V. AUSF Remittance and Distribution Report – March 2021
 - A. Quarterly Report Filing – Period Ending March 31, 2021 (Information Only)
 - B. Quarterly Review Analysis - Period Ending March 31, 2021 (Information Only)
- VI. Agent Report
 - A. Financial Statements – March 2021
 - B. AECA Invoices – March 2021
- VII. Unfinished Business
 - A. TA35-998 - Midcourse 2021 Surcharge Calculation – LO L2100124 Approved April 5, 2021 (Information Only)
 - B. TA36-998 - AUSF Adjustment Time Frame – LO L2100138 Approved April 16, 2021 (Information Only)
 - C. AUSF Sunset Review – Commencing June 30, 2021
- VIII. New Business
- IX. Next Meeting/Adjournment

ALASKA UNIVERSAL SERVICE
ADMINISTRATIVE COMPANY

DRAFT

Board of Directors

Regular Meeting

February 25, 2021

I. Roll Call

Board President Andilea Weaver called the meeting to order at approximately 8:30 a.m. Alaska time. She asked Keegan Bernier to call roll:

Andilea Weaver, Board President – Wireless Telecom Provider (teleconference)

Larry Snipes, Board Vice President – ILEC (teleconference)

Juliana Wayman, Secretary/Treasurer – CLEC (teleconference)

Bob Dunn – Other Telecom Provider (teleconference)

Lisa Phillips – IXC (teleconference)

Steve Kramer – ILEC (teleconference)

Shawn Uschmann - IXC w/Wholesale Tariff (teleconference)

Members present through proxy:

The members attending represented a quorum.

Members absent:

Others present:

Keegan Bernier, Agent (teleconference)

Claire Knudsen-Latta, RCA (teleconference)

II. Approval of Agenda

Motion by Shawn Uschmann, seconded by Bob Dunn, that the Board approves the agenda.

Motion passed, unopposed.

III. Public Comments

The public had no comments.

IV. Approval of Prior Minutes

- A. January 27, 2021 Monthly Meeting (tabled)
- B. February 18, 2021 Special Meeting (tabled)

V. AUSF Remittance and Distribution Report

Board President Andilea Weaver asked Ms. Bernier to present the January 2021 AUSF Remittance and Distribution Report. She proceeded to lead a review of the current disbursements and provided a review of the historical yearly disbursements and remittances noting that the reported revenues in 2020 were \$14,424,848 and in 2019 they were \$51,858,521.

The last portion of the credits for company #4291 were applied this period and DEM support is no longer an approved support item as of January 2021.

Ms. Bernier continued with a review of the support shortage and estimated that a portion of the September period shortage will be dropped due to the 6 month drop off timeframe.

The support funds are scheduled to be distributed on February 26, 2021. A copy of the distribution report was included in the packet labeled V.

Motion, by Juliana Wayman, seconded by Larry Snipes, that the Board approves the January 2021 AUSF Remittance and Distribution Report and authorizes the distribution of funds on or about February 26, 2021 in the amount of \$1,098,484.11.

Motion passed, unopposed.

VI. Agent Report

Board President Andilea Weaver asked Ms. Bernier to present the monthly administrative report, along with the financial reports for January. Ms. Bernier provided a copy of the January report and is included in these minutes.

There is one item for the Board to consider, the invoice from AECA for January 2021 administrative services.

BOARD ACTION REQUEST #1:

Motion, by Bob Dunn, seconded by Lisa Phillips that the Board approves the payment for invoice number 308, from AECA, for January 2021 administrative services for a total of \$4,739.39.

Motion passed, unopposed.

VII. Unfinished Business

A. Midcourse 2021 Surcharge Calculation

Ms. Bernier provided a brief review of the midcourse 2021 surcharge calculation in response to a company implementing billing system changes. The Board reviewed the draft filing and made edits to the cover letter.

Motion, by Lisa Phillips, seconded by Steve Kramer that the Board approves the draft TA 35-998 filing as edited.

Motion passed, unopposed.

B. Status – U-21-002(1)

The U-21-002(1) was provided as information. The director nominees have been approved and the docket has been closed.

C. AUSAC Financial Audit – 2020

Ms. Bernier provided a brief review of the 2020 financial audit process where Alban has been engaged for an additional year. The Alban bid is \$100 over the amount in the approved 2021 AUSAC budget but there are sufficient funds in the budget under director and committee expenses to cover the \$100.

Motion, by Lisa Phillips, seconded by Bob Dunn that the Board accepts the bid from Alban for \$10,800 for the 2020 financial audit.

Motion passed, unopposed.

D. AUSF Compliance Review – 2019

Ms. Bernier provided a brief review of the compliance review bid process where AUSAC has extended the engagement with Erickson & Brooks for an additional year. The bid amount per company is \$1,950 and there are sufficient funds budgeted for the compliance audit.

Motion, by Steve Kramer, seconded by Juliana Wayman that the Board accepts the bid from Erickson & Brooks for reviewing the 2019 period for the amount of \$1,950 per company.

Motion passed, unopposed.

VII. Unfinished Business

E. AUSF Adjustment Time Frame

Ms. Bernier provided a brief review of the prior discussion on the AUSF remittance adjustment time frame and reviewed the documents labeled VII.E in the meeting packet. The Board discussed the impacts a shortened adjustment window will have on the fund and that the compliance review timeframe is exempt from the company submitted remittance adjustment time frame.

Ms. Bernier notified the Board that AUSAC has received a remittance credit estimate from a company that will be submitting adjustments for most of the 2020 year due to an over-reporting error for promotional discounts and safe harbor. The adjustment is estimated at \$15,000 and is recommended to be taken over 4 months.

Motion, by Steve Kramer, seconded by Shawn Uschmann that the Board approves the issuance of the credit to the revising company over four months.

Motion passed, unopposed.

Motion, by Bob Dunn, seconded by Steve Kramer that the Board approve the change to the AUSAC Remittance Worksheet Instructions to change the language “Revision period is the most recent 24 months” to “Revision period is the most recent 6 months.”

Motion passed, unopposed.

F. AUSF Sunset Review

There is nothing new this month on the AUSF sunset review. Lisa Phillips asked if AUSAC has received additional questions from RCA Staff. Ms. Bernier replied that the RCA Staff has not contacted her recently regarding the sunset, however, companies receiving support from the fund have been asking questions about where ENS came from, how does the AUSAC funding work and general background information on the AUSF support.

VIII. New Business

There was no new business.

IX. Next Meeting/Adjournment

Board President Andilea Weaver adjourned the meeting at approximately 9:45 a.m. The next Board meeting was scheduled for March 25, 2021 at 10:00 a.m. This meeting will be held via teleconference only. If you plan to call in to attend the meeting, the conference line is 1-877-561-6398 out of Anchorage area and 561-6398 in Anchorage.

ALASKA UNIVERSAL SERVICE
ADMINISTRATIVE COMPANY

Board of Directors

Regular Meeting

March 25, 2021

DRAFT

I. Roll Call

Board President Andilea Weaver called the meeting to order at approximately 10:00 a.m. Alaska time. She asked Keegan Bernier to call roll:

Andilea Weaver, Board President – Wireless Telecom Provider (teleconference)

Larry Snipes, Board Vice President – ILEC (teleconference)

Juliana Wayman, Secretary/Treasurer – CLEC (teleconference)

Bob Dunn – Other Telecom Provider (teleconference)

Lisa Phillips – IXC (teleconference)

Steve Kramer – ILEC (teleconference)

Shawn Uschmann - IXC w/Wholesale Tariff (teleconference)

Members present through proxy:

The members attending represented a quorum.

Members absent:

Others present:

Keegan Bernier, Agent (teleconference)

David Parrish, RCA (teleconference)

II. Approval of Agenda

Motion by Shawn Uschmann, seconded by Steve Kramer, that the Board approves the agenda.

Motion passed, unopposed.

III. Public Comments

The public had no comments.

IV. Approval of Prior Minutes

Juliana Wayman joined the meeting.

A. January 27, 2021 Monthly Meeting

Motion, by Steve Kramer, seconded by Larry Snipes, that the January 27, 2021 board meeting minutes be approved.

Motion passed, unopposed.

B. February 18, 2021 Special Meeting

Motion, by Steve Kramer, seconded by Bob Dunn, that the February 18, 2021 board meeting minutes be approved.

Motion passed, unopposed.

C. February 25, 2021 Monthly Meeting (tabled)

V. AUSF Remittance and Distribution Report

Board President Andilea Weaver asked Ms. Bernier to present the February 2021 AUSF Remittance and Distribution Report. She proceeded to lead a review of the current disbursements.

Ms. Bernier continued with a review of the support shortage and stated that the August 2020 period shortage of \$149,136 will not be paid due to the 6 month drop off timeframe.

Ms. Bernier reviewed the trend report and noted that the wireless revenues had a decline and AUSAC is following up with five companies for an explanation.

The support funds are scheduled to be distributed on March 30, 2021. A copy of the distribution report was included in the packet labeled V.

Motion, by Lisa Phillips, seconded by Juliana Wayman, that the Board approves the February 2021 AUSF Remittance and Distribution Report and authorizes the distribution of funds on or about March 30, 2021 in the amount of \$1,107,151.33.

Motion passed, unopposed.

VI. Agent Report

Board President Andilea Weaver asked Ms. Bernier to present the monthly administrative report, along with the financial reports for February. Ms. Bernier provided a copy of the February report and is included in these minutes.

There are two items for the Board to consider, the invoice from AECA for February 2021 administrative services and the invoice for legal services.

BOARD ACTION REQUEST #1:

Motion, by Lisa Phillips, seconded by Larry Snipes that the Board approves the payment for invoice number 309, from AECA, for February 2021 administrative services for a total of \$4,069.51.

Motion passed, unopposed.

BOARD ACTION REQUEST #2:

Motion, by Lisa Phillips, seconded by Larry Snipes that the Board approves the payment for the invoice from Brena, Bell & Walker for January 2021 nomination services for a total of \$522.00.

Motion passed, unopposed.

VII. Unfinished Business

A. TA35-998 Midcourse 2021 Surcharge Calculation

This item was provided as information. TA35-998 has been filed and Ms. Bernier stated that she has not received any comments or questions regarding the filing.

B. TA36-998 – AUSF Adjustment Time Frame

This item was provided as information. Ms. Bernier notified the Board that TA36-998 has been filed and the RCA requested and approved a waiver for public notice.

C. AUSF Sunset Review – Commencing June 30, 2021

There is nothing new this month on the AUSF sunset review.

VIII. New Business

A. AUSF Fund Shortage Projection

Board President Andilea Weaver asked Ms. Bernier to present on the AUSF fund shortage projection. Ms. Bernier led a review of the shortage projection and noted that the format has changed from the prior shortage projection to now show the estimated shortage that will be dropped due to the 6 month accrual window. She stated that the prior shortage projection was filed with the RCA as information and issued to the companies that receive support from AUSAC. The Board directed Ms. Bernier to provide an additional schedule detailing the shortage by company and to file both schedules with the RCA and issue to the companies that receive AUSF support..

IX. Next Meeting/Adjournment

Board President Andilea Weaver adjourned the meeting at approximately 10:38 a.m. The next Board meeting was scheduled for April 28, 2021 at 1:30 p.m. This meeting will be held via teleconference only. If you plan to call in to attend the meeting, the conference line is 1-877-561-6398 out of Anchorage area and 561-6398 in Anchorage.

ALASKA UNIVERSAL SERVICE
ADMINISTRATIVE COMPANY

Board of Directors

Special Meeting

April 7, 2021

DRAFT

I. Roll Call

Board President Andilea Weaver called the meeting to order at approximately 1:00 p.m. Alaska time. She asked Keegan Bernier to call roll:

Andilea Weaver, Board President – Wireless Telecom Provider (teleconference)

Larry Snipes, Board Vice President – ILEC (teleconference)

Juliana Wayman, Secretary/Treasurer – CLEC (teleconference)

Bob Dunn – Other Telecom Provider (teleconference)

Lisa Phillips – IXC (teleconference)

Steve Kramer – ILEC (teleconference)

Shawn Uschmann - IXC w/Wholesale Tariff (teleconference)

Members present through proxy:

The members attending represented a quorum.

Members absent:

Others present:

Keegan Bernier, Agent (teleconference)

II. Approval of Agenda

Motion by Bob Dunn, seconded by Larry Snipes, that the Board approves the agenda.

Motion passed, unopposed.

III. Public Comments

There was no public.

IV. Executive Session

A. TA36-998- Board Response to RCA Staff Questions

Motion, by Bob Dunn, seconded by Larry Snipes, that the AUSAC Board of Directors go into executive session based on the fact that the Board will discuss the response to RCA TA36-998 Staff questions – revenue and reporting. The exception to the Open Meetings Act allows discussion in executive session for matters, that the immediate knowledge of which would tend to prejudice the reputation and character of any person.

Motion passed, unopposed.

The Board went into executive session at 1:36 p.m.

Bob Dunn, Lisa Phillips, Shawn Uschmann and Juliana Wayman left the meeting during executive session.

The Board came out of executive session at 2:07 p.m. and directed Ms. Bernier to provide a revised draft of the filing per the changes discussed in executive session.

Steve Kramer provided information to the group regarding industry standard billing time frames.

V. Meeting Adjournment

Board President Andilea Weaver adjourned the meeting at approximately 2:14 p.m. The next Board meeting was previously scheduled for April 28, 2021 at 1:30 p.m. This meeting will be held via teleconference only. If you plan to call in to attend the meeting, the conference line is 1-877-561-6398 out of Anchorage area and 561-6398 in Anchorage.

The following vote was completed via email poll after the April 7, 2021 special meeting.

Vote on April 8, 2021

Motion, via email poll, by Steve Kramer, seconded by Larry Snipes, that the Board approves the draft comments to RCA Staff's question set on TA36-998 as presented (in the April 7, 2021 email from K. Bernier).

Motion passed, unopposed.



Board of Directors

Andilea Weaver
President
Wireless Telecom Provider
aweaver@adaktu.net

Larry Snipes
Vice President
ILEC
lsnipes@mtasolutions.com

Juhana Wayman
Secretary/Treasurer
CLEC
jwayman@uui-alaska.com

Robert Dunn
Other Telecom Providers
Bdunn@telalaska.com

Steve Kramer
ILEC
Steve.k@aptalaska.com

Lisa Phillips
IXC
lphillip@acsalaska.com

Shawn Uschmann
Facility-based IXC with
Wholesale Tariff
su2487@att.com

Alaska Universal Service Administrative Company

810 N Street,
Suite 204
Anchorage, Alaska 99501

To: Board of Directors
From: Keegan Bernier, Agent
Subject: Remittance and Distribution Report
Date: April 28, 2021

The AUSF Remittance and Distribution Report for March 2021 reflects the following:

\$1,000.00	previous AUSF balance
\$0.00	interest on investments
\$0.00	misc deposit error corrected
<u>\$1,158,592.72</u>	remittances received in current period
<u>\$1,159,592.72</u>	total balance
(\$4,693.02)	current March period support disbursements
<u>(\$0.00)</u>	current year prior period shortage disbursements
<u>(\$1,153,899.70)</u>	prior year shortage disbursements (Sep 2020)
<u>(\$1,158,592.72)</u>	total support disbursements
\$1,000.00	ending AUSF balance
<u>(\$1,000.00)</u>	LESS: accrual for operating expenses
<u>\$0.00</u>	Available Balance

The distribution of funds is scheduled for April 30, 2021.

The March distribution report reflects the approved 2021 support amounts and regulation changes from TA31-998 and R-18-001.

AUSAC has distributed **0.06%** of the total AUSF support estimate for the rate year 2021, page 4.

Distribution Percentage of each Support Element:

AUSAC Rate Year (Jan-Dec), page 4
12.39% of AUSAC's operating budget
0% of the support requirement for Nonpooled ENS
0% of the support requirement for Pooled ENS

The March period distribution experienced a shortage of 100% after admin fees, see page 6. This month, 59.26% of the September 2020 period support will be disbursed, the remaining \$793,156.71 will exceed the six-month accrual and not be paid next month. The prior year shortage periods can be found in the prior year section starting on page 13 of this report. October 2020 through February 2021 periods continue to have a 100% shortage.

This concludes the report for the March 2021 period.

Remittance and Distribution Report

Monthly AUSF Remittance

March-21

14.20%
19-21 rate
AUSF Rate: 10.00%

	Company Code	Local Exchange Revenues	Mobile Revenues	Interexchange Revenues	Pay Telephone Revenues	Other Revenues	Uncollectible Revenues	VOIP	Total Reported Revenues	Amount Remitted
1										
2										
3										
4										
5										
6										
7										
8										
9										
10										
11										
12										
13										
14										
15										
16										
17										
18										
19										
20										
21										
22										
23										
24										
25										
26										
27										
28										
29										
30										
31										
32										
33										
34										
35										
36										
37										
38										
39										
40										
41										
42										
43										
44										
45										
46										
47										
48										
49										
50										
51										
52										
53										
54										
55										
56										
57										
58										
59										
60										
61										
62										
63										
64										
65										
66										
67										
68										
69										
70										
71										
72										
73										
74										
75										
76										
77										
78										
79										
80										
81										
82										
83										
84										
85										
86										
87										
88										
89										
90										
91										
92										
93										
94										
95										
96										
97										
98										
99										
100										
101										
102										
103										
104										
105										
106										
	Total	5,925,529.59	4,295,874.55	1,120,828.08	1,590.92	10,999.73	36,991.27	194,101.14	11,585,915.28	1,158,592.72

Adjustments are reflected in the month they are made, not in the month they apply to.

Alaska Universal Service Administrative Company

AUSF Distribution

March-21

Total Distribution	Current Distribution	Current Year Support Shortage Dist.	Prior Year Support Shortage Dist.	Total Distribution
AECA: Pooling Co. CCL	0.00	0.00	241,433.42	241,433.42
ACSA - Ft. Wainwright	0.00	0.00	9,849.00	9,849.00
ACS - Fairbanks	0.00	0.00	67,876.32	67,876.32
ACSA - Juneau	0.00	0.00	3,842.37	3,842.37
ACSN - Glacier State	0.00	0.00	140,548.36	140,548.36
ACSN - Sitka	0.00	0.00	9,918.24	9,918.24
ASTAC	0.00	0.00	35,111.29	35,111.29
CORDOVA	0.00	0.00	25,737.33	25,737.33
CVTC	0.00	0.00	115,201.48	115,201.48
GCI	0.00	0.00	100,177.91	100,177.91
INTERIOR	0.00	0.00	55,924.48	55,924.48
KPU	0.00	0.00	47,201.35	47,201.35
MTA	0.00	0.00	261,898.75	261,898.75
MUKLUK	0.00	0.00	17,192.18	17,192.18
SUMMIT	0.00	0.00	209.65	209.65
UNITED-KUC	0.00	0.00	4,842.10	4,842.10
UUI	0.00	0.00	16,935.47	16,935.47
Subtotal	0.00	0.00	1,153,899.70	1,153,899.70
AUSAC	4,693.02	0.00	0.00	4,693.02
Total Distribution	\$4,693.02	\$0.00	\$1,153,899.70	\$1,158,592.72

Alaska Universal Service Administrative Company

AUSF Distribution

March-21

Distribution This Month	March-21
-------------------------	----------

Total Remittance	\$1,158,592.72
Previous Month AUSF Balance	\$1,000.00
Interest on Investments	\$0.00
Late Fees Received/Misc	\$0.00
Total Funds Collected	<u>\$1,159,592.72</u>
LESS: Accrual for Operating Expenses*	<u>(\$1,000.00)</u>
Total Available to Distribute	<u>\$1,158,592.72</u>

Less:	Current Period	Current Year Support Shortage Dist.	Prior Year Support Shortage Dist.
AUSAC Administrative Sweep	\$4,693.02	\$0.00	\$0.00
ENS Nonpooling Co. Support	\$0.00	\$0.00	\$890,479.06
ENS Pooling Co. Support	\$0.00	\$0.00	\$241,433.42
DEM Support			<u>\$21,987.22</u>
Distribution This Month	<u>\$4,693.02</u>	<u>\$0.00</u>	<u>\$1,153,899.70</u>

Total AUSF Balance	\$1,000.00
AUSF End of Period Available Balance**	\$0.00

*Accrual for Operating Expenses is an accrual to maintain \$1000 in bank.
**The accrual for operating expenses is removed from the total balance to calculate the available balance.

Alaska Universal Service Administrative Company

AUSF Distribution

March-21

2021 Year-To-Date Summary for rate in effect Jan 2021

Total

AUSF FUNDS

Prior Year Balance	\$1,000.00
YTD Remittance	\$3,364,228.66
YTD Interest on Investments and misc items	(\$0.50)
YTD Prior Year Distribution	\$3,349,481.06
YTD Current Year Distribution	\$14,747.10
AUSF Balance	\$1,000.00
	\$0.00

AUSAC ADMINISTRATION

Proposed Budget	\$119,019.00
YTD Distribution	\$14,747.10
% Distributed	12.39%

Essential Network Support - Nonpooling Companies

Annual Support	\$18,030,818.00
YTD Distribution	\$0.00
% Distributed	0.00%

Essential Network Support - Pooling Companies

Annual Support	\$4,890,886.00
YTD Distribution	\$0.00
% Distributed	0.00%

DEM

Annual Support Requirement	\$0.00
YTD Distribution	\$0.00
% Distributed	0.00%

TOTAL

Total Support Estimate	\$23,040,723.00
YTD Distribution	\$14,747.10
% Distributed	0.06%

GROSS ANNUAL END USER REVENUES

Filed Annual End User Revenues	\$138,179,710
YTD End User Revenues (YTD Mar 21)	\$33,631,745
% Reported	24.34%

Alaska Universal Service Administrative Company

AUSF Distribution

March-21

	F=A+B-C	A	B	C
AUSF History	Balance	Remittance	Investment Interest and Late Fees	Distribution
1999 Total	286,071.09	3,738,651.25		3,452,580.16
2000 Total	391,714.75	4,009,706.32		3,617,991.57
2001 Total	(341,527.65)	1,234,183.32	27,963.38	1,603,674.35
2002 Total	(99,223.12)	1,768,702.77	7,454.15	1,875,380.04
2003 Total	(5,655.00)	2,170,950.12	2,504.32	2,179,109.44
2004 Total	55,383.76	3,075,113.32	1,654.81	3,021,384.37
2005 Total	32,434.40	3,361,183.54	7,512.14	3,336,261.28
2006 Total	475,993.97	4,288,029.01	24,212.01	3,836,247.05
2007 Total	956,193.52	4,719,544.95	43,790.66	3,807,142.09
2008 Total	(1,095,207.89)	3,040,932.59	23,530.75	4,159,671.23
2009 Total	(434,340.88)	3,923,388.25	8,761.29	4,366,490.42
2010 Total	472,419.01	5,037,854.71	1,494.26	4,566,929.96
2011 Total	1,448,846.05	16,584,300.28	2,079.79	15,137,534.02
2012 Total	415,458.70	30,631,836.49	4,800.55	30,221,178.34
2013 Total	274,031.14	29,505,235.91	5,480.99	29,236,685.76
2014 Total	(1,300,851.43)	27,053,757.73	4,810.31	28,359,419.47
2015 Total	(925,825.50)	26,689,956.54	3,918.53	27,619,700.57
2016 Total	(600,027.42)	26,898,008.03	1,318.29	27,499,353.74
2017 Total	(4,887.50)	27,788,850.61	3,532.67	27,797,270.78
2018 Total	6,847,260.61	36,178,403.61	119,501.14	29,450,644.14
2019 Total	(6,847,260.61)	15,858,521.14	95,582.97	22,801,364.72
2020 Total	0.00	14,424,848.97	4,362.87	14,429,211.84
Year End 2020 AUSF	\$1,000.00	\$277,557,110.49	\$389,903.01	\$277,946,013.50
2021				
January	0.00	1,098,484.61	(0.50)	1,098,484.11
February	0.00	1,107,151.33	0.00	1,107,151.33
March	0.00	1,158,592.72	0.00	1,158,592.72
April	0.00			
May	0.00			
June	0.00			
July	0.00			
August	0.00			
September	0.00			
October	0.00			
November	0.00			
December	0.00			
2021 AUSF Subtotal	\$0.00	\$3,364,228.66	(\$0.50)	\$3,364,228.16
Total AUSF to Date	\$1,000.00	\$280,921,339.15	\$389,902.51	\$281,310,241.66

Alaska Universal Service Administrative Company

AUSF Distribution

March-21

Support Shortage Detail							
Distribution Priority	Support Period		AUSAC Admin Fee	ENS Nonpooling Support	ENS Pooling Support	Adjustments	Totals
Month 7 (Dropped from Shortage List)	See Prior Year Shortage Section, pg 14 August-20	Support Shortage		-	-	-	-
		Shortage Paid		-	-	-	-
		% Payment					
		Remaining Support Not Recoverable		-	-	-	-
Month 6 (Oldest)	See Prior Year Shortage Section, pg 14 September-20	Support Shortage		-	-	-	-
		Shortage Paid		-	-	-	-
		% Payment		0.00%	0.00%	0.00%	0.00%
		Remaining Support Shortage		-	-	-	-
Month 5	See Prior Year Shortage Section, pg 14 October-20	Support Shortage		-	-	-	-
		Shortage Paid		-	-	-	-
		% Payment		0.00%	0.00%	0.00%	0.00%
		Remaining Support Shortage		-	-	-	-
Month 4	See Prior Year Shortage Section, pg 14 November-20	Support Shortage		-	-	-	-
		Shortage Paid		-	-	-	-
		% Payment		0.00%	0.00%	0.00%	0.00%
		Remaining Support Shortage		-	-	-	-
Month 3	See Prior Year Shortage Section, pg 14 December-20	Support Shortage		-	-	-	-
		Shortage Paid		-	-	-	-
		% Payment		0.00%	0.00%	0.00%	0.00%
		Remaining Support Shortage		-	-	-	-
Month 2	January-21	Support Shortage		(1,502,568.17)	(407,387.65)	-	(1,909,955.82)
		Shortage Paid		-	-	-	-
		% Payment		0.00%	0.00%	0.00%	0.00%
		Remaining Support Shortage		(1,502,568.17)	(407,387.65)	-	(1,909,955.82)
Month 1 (Newest)	February-21	Support Shortage		(1,502,568.17)	(407,387.65)	-	(1,909,955.82)
		Shortage Paid		-	-	-	-
		% Payment		0.00%	0.00%	0.00%	0.00%
		Remaining Support Shortage		(1,502,568.17)	(407,387.65)	-	(1,909,955.82)
Current Period	March-21	Current Support Due	(4,693.02)	(1,502,568.17)	(407,387.65)	-	(1,914,648.84)
		Current Distribution Paid	4,693.02	-	-	-	4,693.02
		% Payment	100.00%	0.00%	0.00%	0.00%	0.00%
		Support Shortage	-	(1,502,568.17)	(407,387.65)	-	(1,909,955.82)
Total Distribution			4,693.02	-	-	-	4,693.02
Total Support Shortage			-	(4,507,704.51)	(1,222,162.95)	-	(5,729,867.46)

Alaska Universal Service Administrative Company

AUSF Distribution

March-21

Current Distribution by Company	Distribution Breakdown										
	Monthly Support	Percent of Support	Support Distribution Made on April 30, 2021								
			See Prior Year Shortage Section, pg 14 September-20 Period	See Prior Year Shortage Section, pg 14 October-20 Period	See Prior Year Shortage Section, pg 14 November-20 Period	See Prior Year Shortage Section, pg 14 December-20 Period	Jan 2021 Period	Feb 2021 Period	Total Shortage Distribution	Current Period	DEM Prior Year Adjustments
			Pool ENS Dist	\$ -	\$ -	\$ -	\$ -	\$ -	\$ -	\$ -	\$ -
			NP ENS Dist	\$ -	\$ -	\$ -	\$ -	\$ -	\$ -	\$ -	\$ -
			DEM Dist	\$ -	\$ -	\$ -	\$ -	\$ -	\$ -		\$0.00
ENS											
Pooled											
AECA: Pooling Co. ENS	\$ 407,387.65	100.00%	-	-	-	-	-	-	-	-	-
Pooled Subtotal	\$ 407,387.65	100.00%	-	-	-	-	-	-	-	-	-
NonPooled											
ACSA - Ft. Wainwright	\$ 16,618.92	1.11%	-	-	-	-	-	-	-	-	-
ACS - Fairbanks	114,532.50	7.62%	-	-	-	-	-	-	-	-	-
ACSA - Juneau	6,483.50	0.43%	-	-	-	-	-	-	-	-	-
ACSN - Glacier State	237,157.17	15.78%	-	-	-	-	-	-	-	-	-
ACSN - Sitka	16,735.75	1.11%	-	-	-	-	-	-	-	-	-
ASTAC	59,245.75	3.94%	-	-	-	-	-	-	-	-	-
CORDOVA	43,428.42	2.89%	-	-	-	-	-	-	-	-	-
CVTC	194,387.58	12.94%	-	-	-	-	-	-	-	-	-
INTERIOR	94,365.33	6.28%	-	-	-	-	-	-	-	-	-
KPU	79,646.17	5.30%	-	-	-	-	-	-	-	-	-
MTA	441,920.25	29.41%	-	-	-	-	-	-	-	-	-
MUKLUK	29,009.58	1.93%	-	-	-	-	-	-	-	-	-
GCI	169,037.25	11.25%	-	-	-	-	-	-	-	-	-
NonPooled Subtotal	\$ 1,502,568.17	100.00%	-	-	-	-	-	-	-	-	\$0.00
ENS Total	\$ 1,909,955.82		-	-	-	-	-	-	-	-	-
DEM											
Summit	\$ -	0%	-	-	-	-	-	-	-	-	\$0.00
United KUC	-	0%	-	-	-	-	-	-	-	-	\$0.00
United Utilities	-	0%	-	-	-	-	-	-	-	-	\$0.00
DEM Total	\$ -	0.00%	-	-	-	-	-	-	-	-	-
Distribution Total	\$ 1,909,955.82		-	-	-	-	-	-	-	-	-

Alaska Universal Service Administrative Company

AUSF Distribution

March-21

Current Distribution by Company	ENS						DEM		Total				Current Month Shortage
	Current Support Due	Current Support Distribution	Current Support Shortage	Current Year Support Shortage Dist	Prior Year Support Shortage Dist	Total Distribution	Prior Year Support Shortage Dist	Total Distribution	Total Distribution	Current Year Support Shortage Dist	Prior Year Support Shortage Dist & Adjustments	Current Month Support Dist	
AECA: Pooling Co. ENS	407,387.65	0.00	(407,387.65)	0.00	241,433.42	241,433.42			241,433.42	0.00	241,433.42	0.00	(407,387.65)
ACSA - Ft. Wainwright	16,618.92	0.00	(16,618.92)	0.00	9,849.00	9,849.00			9,849.00	0.00	9,849.00	0.00	(16,618.92)
ACS - Fairbanks	114,532.50	0.00	(114,532.50)	0.00	67,876.32	67,876.32			67,876.32	0.00	67,876.32	0.00	(114,532.50)
ACSA - Juneau	6,483.50	0.00	(6,483.50)	0.00	3,842.37	3,842.37			3,842.37	0.00	3,842.37	0.00	(6,483.50)
ACSN - Glacier State	237,157.17	0.00	(237,157.17)	0.00	140,548.36	140,548.36			140,548.36	0.00	140,548.36	0.00	(237,157.17)
ACSN - Sitka	16,735.75	0.00	(16,735.75)	0.00	9,918.24	9,918.24			9,918.24	0.00	9,918.24	0.00	(16,735.75)
ASTAC	59,245.75	0.00	(59,245.75)	0.00	35,111.29	35,111.29			35,111.29	0.00	35,111.29	0.00	(59,245.75)
CORDOVA	43,428.42	0.00	(43,428.42)	0.00	25,737.33	25,737.33			25,737.33	0.00	25,737.33	0.00	(43,428.42)
CVTC	194,387.58	0.00	(194,387.58)	0.00	115,201.48	115,201.48			115,201.48	0.00	115,201.48	0.00	(194,387.58)
INTERIOR	94,365.33	0.00	(94,365.33)	0.00	55,924.48	55,924.48			55,924.48	0.00	55,924.48	0.00	(94,365.33)
KPU	79,646.17	0.00	(79,646.17)	0.00	47,201.35	47,201.35			47,201.35	0.00	47,201.35	0.00	(79,646.17)
MTA	441,920.25	0.00	(441,920.25)	0.00	261,898.75	261,898.75			261,898.75	0.00	261,898.75	0.00	(441,920.25)
MUKLUK	29,009.58	0.00	(29,009.58)	0.00	17,192.18	17,192.18			17,192.18	0.00	17,192.18	0.00	(29,009.58)
GCI	169,037.25	0.00	(169,037.25)	0.00	100,177.91	100,177.91			100,177.91	0.00	100,177.91	0.00	(169,037.25)
Summit							209.65	209.65	209.65	0.00	209.65	0.00	0.00
United KUC							4,842.10	4,842.10	4,842.10	0.00	4,842.10	0.00	0.00
United Utilities							16,935.47	16,935.47	16,935.47	0.00	16,935.47	0.00	0.00
Total Current Distribution	\$1,909,955.82	\$0.00	(\$1,909,955.82)	\$0.00	\$1,131,912.48	\$1,131,912.48	\$21,987.22	\$21,987.22	\$1,153,899.70	\$0.00	\$1,153,899.70	\$0.00	(\$1,909,955.82)

Alaska Universal Service Administrative Company

AUSF Distribution

March-21

Nonpooling Companies - ENS	ENS Support		Percent of Support	Jan-21			Feb-21			Mar-21			FIRST QTR	YTD ENS Support
	Annual 2021*	1/12 Annual		Original Distribution	Distribution Total	Remaining Shortage	Original Distribution	Distribution Total	Remaining Shortage	Original Distribution	Distribution Total	Remaining Shortage	Current Distribution	
NonPooling Company ENS Distribution				0.00	0.00		0.00	0.00		0.00	0.00			
ACS-FTW	199,427	16,618.92	1.11%	0.00	0.00	(16,618.92)	0.00	0.00	(16,618.92)	0.00	0.00	(16,618.92)	0.00	0.00
ACS-Fairbanks	1,374,390	114,532.50	7.62%	0.00	0.00	(114,532.50)	0.00	0.00	(114,532.50)	0.00	0.00	(114,532.50)	0.00	0.00
ACS-Juneau	77,802	6,483.50	0.43%	0.00	0.00	(6,483.50)	0.00	0.00	(6,483.50)	0.00	0.00	(6,483.50)	0.00	0.00
ACS-GST	2,845,886	237,157.17	15.78%	0.00	0.00	(237,157.17)	0.00	0.00	(237,157.17)	0.00	0.00	(237,157.17)	0.00	0.00
ACS-Sitka	200,829	16,735.75	1.11%	0.00	0.00	(16,735.75)	0.00	0.00	(16,735.75)	0.00	0.00	(16,735.75)	0.00	0.00
ASTAC	710,949	59,245.75	3.94%	0.00	0.00	(59,245.75)	0.00	0.00	(59,245.75)	0.00	0.00	(59,245.75)	0.00	0.00
Cordova	521,141	43,428.42	2.89%	0.00	0.00	(43,428.42)	0.00	0.00	(43,428.42)	0.00	0.00	(43,428.42)	0.00	0.00
CVTC	2,332,651	194,387.58	12.94%	0.00	0.00	(194,387.58)	0.00	0.00	(194,387.58)	0.00	0.00	(194,387.58)	0.00	0.00
Interior	1,132,384	94,365.33	6.28%	0.00	0.00	(94,365.33)	0.00	0.00	(94,365.33)	0.00	0.00	(94,365.33)	0.00	0.00
KPU	955,754	79,646.17	5.30%	0.00	0.00	(79,646.17)	0.00	0.00	(79,646.17)	0.00	0.00	(79,646.17)	0.00	0.00
MTA	5,303,043	441,920.25	29.41%	0.00	0.00	(441,920.25)	0.00	0.00	(441,920.25)	0.00	0.00	(441,920.25)	0.00	0.00
Mukluk	348,115	29,009.58	1.93%	0.00	0.00	(29,009.58)	0.00	0.00	(29,009.58)	0.00	0.00	(29,009.58)	0.00	0.00
GCI	2,028,447	169,037.25	11.25%	0.00	0.00	(169,037.25)	0.00	0.00	(169,037.25)	0.00	0.00	(169,037.25)	0.00	0.00
Total	\$18,030,818.00	\$ 1,502,568.17	100.00%	\$0.00	\$0.00	(\$1,502,568.17)	\$0.00	\$0.00	(\$1,502,568.17)	\$0.00	\$0.00	(\$1,502,568.17)	\$0.00	\$0.00

* From TA28-998 Third Supplemental filed 12/5/2018 and TA28-998 Notice of ENS CCL Adjustments filed 7/24/2019.

Alaska Universal Service Administrative Company

AUSF Distribution

March-21

POOLING Companies - ENS 1st & 2nd Qtr	ENS Support		Percent of Support	Jan-21			Feb-21			Mar-21			FIRST QTR	YTD ENS Support
	Annual 2021*	1/12 Annual		Original Distribution	Distribution Total	Remaining Shortage	Original Distribution	Distribution Total	Remaining Shortage	Original Distribution	Distribution Total	Remaining Shortage	Current Distribution	
Pooling Company ENS Distributions				0.00	0.00		0.00	0.00		0.00	0.00			
Adak Eagle Enterprises	508,254.00	42,354.50	10.40%	0.00	0.00	(42,354.50)	0.00	0.00	(42,354.50)	0.00	0.00	(42,354.50)	0.00	0.00
ATC	785,988.00	65,499.00	16.08%	0.00	0.00	(65,499.00)	0.00	0.00	(65,499.00)	0.00	0.00	(65,499.00)	0.00	0.00
BBTC	303,625.00	25,302.08	6.21%	0.00	0.00	(25,302.08)	0.00	0.00	(25,302.08)	0.00	0.00	(25,302.08)	0.00	0.00
Bettles	3,745.00	312.08	0.08%	0.00	0.00	(312.08)	0.00	0.00	(312.08)	0.00	0.00	(312.08)	0.00	0.00
Bush-Tell	233,799.00	19,483.25	4.78%	0.00	0.00	(19,483.25)	0.00	0.00	(19,483.25)	0.00	0.00	(19,483.25)	0.00	0.00
Nushagak	382,933.00	31,911.08	7.83%	0.00	0.00	(31,911.08)	0.00	0.00	(31,911.08)	0.00	0.00	(31,911.08)	0.00	0.00
OTZ	540,283.00	45,023.58	11.05%	0.00	0.00	(45,023.58)	0.00	0.00	(45,023.58)	0.00	0.00	(45,023.58)	0.00	0.00
Summit	224,898.00	18,741.50	4.60%	0.00	0.00	(18,741.50)	0.00	0.00	(18,741.50)	0.00	0.00	(18,741.50)	0.00	0.00
United KUC	222,897.00	18,574.75	4.56%	0.00	0.00	(18,574.75)	0.00	0.00	(18,574.75)	0.00	0.00	(18,574.75)	0.00	0.00
United Utilities	1,360,482.00	113,373.50	27.83%	0.00	0.00	(113,373.50)	0.00	0.00	(113,373.50)	0.00	0.00	(113,373.50)	0.00	0.00
Yukon	61,701.00	5,141.75	1.26%	0.00	0.00	(5,141.75)	0.00	0.00	(5,141.75)	0.00	0.00	(5,141.75)	0.00	0.00
Subtotal	\$ 4,628,605.00	\$ 385,717.07	94.68%	0.00	0.00	(385,717.07)	0.00	0.00	(385,717.07)	0.00	0.00	(385,717.07)	0.00	0.00
Average Schedule Companies														
Circle Telephone Co.	25,057.00	2,088.08	0.51%	0.00	0.00	(2,088.08)	0.00	0.00	(2,088.08)	0.00	0.00	(2,088.08)	0.00	0.00
North Country Telephone	66,677.00	5,556.42	1.36%	0.00	0.00	(5,556.42)	0.00	0.00	(5,556.42)	0.00	0.00	(5,556.42)	0.00	0.00
Subtotal	91,734.00	7,644.50	1.88%	0.00	0.00	(7,644.50)	0.00	0.00	(7,644.50)	0.00	0.00	(7,644.50)	0.00	0.00
Company subtotal	4,720,339.00	393,361.57		0.00	0.00		0.00	0.00		0.00	0.00		0.00	0.00
AECA ENS Admin fee	168,313.00	14,026.08	3.44%	0.00	0.00	(14,026.08)	0.00	0.00	(14,026.08)	0.00	0.00	(14,026.08)	0.00	0.00
Total	\$4,888,652.00	\$407,387.65	100.00%	\$0.00	\$0.00	(\$407,387.65)	\$0.00	\$0.00	(\$407,387.65)	\$0.00	\$0.00	(\$407,387.65)	\$0.00	\$0.00

*From TA 28-998 Third Supplemental, AECA Admin fee from U-18-119, filed 12/20/2018

Total ENS including Nonpooling and Pooling \$22,919,470.00 \$0.00 \$0.00 \$0.00 \$0.00 \$0.00 \$0.00 \$0.00

Alaska Universal Service Administrative Company

Intrastate End User Revenues - Trends

AUSF Distribution

March-21

Date	# of Cos.	Local	Wireless	IXC	Payphone	Other	Uncollectible	VOIP	Total Revenue
Jan-20	110	6,107,917	5,055,455	984,497	2,715	13,806	(99,178)	81,969	12,147,180
Feb-20	108	6,121,061	4,891,325	1,004,523	2,687	15,185	23,835	76,983	12,135,599
Mar-20	105	6,061,418	5,125,622	965,205	3,444	11,256	(3,659)	83,045	12,246,330
Apr-20	106	6,094,339	5,131,785	1,022,738	3,509	11,236	(26,991)	103,119	12,339,735
May-20	106	6,009,947	5,046,371	1,082,917	3,499	9,408	(74,586)	110,816	12,188,373
Jun-20	106	6,024,684	5,160,131	976,917	3,538	11,065	22,249	110,318	12,308,901
Jul-20	108	6,066,822	5,214,043	1,031,846	3,544	26,831	(59,737)	137,652	12,421,002
Aug-20	106	5,985,022	4,754,020	1,052,494	3,523	9,121	129,563	156,376	12,090,119
Sep-20	107	5,908,013	4,467,484	1,078,207	3,523	12,432	(388,428)	177,103	11,258,335
Oct-20	110	6,022,251	4,462,692	1,088,097	3,603	11,241	(49,630)	184,435	11,722,690
Nov-20	110	5,800,904	4,253,435	988,705	3,476	11,511	(147,903)	183,636	11,093,764
Dec-20	113	5,931,525	4,583,045	1,016,766	3,476	11,556	(97,504)	234,182	11,683,045
YTD Total 2020		\$ 72,133,902	\$ 58,145,407	\$ 12,292,911	\$ 40,540	\$ 154,648	\$ (771,969)	\$ 1,639,633	\$ 143,635,073

Adjustments to prior periods are reflected in the period they apply to, not the period in which they were made.

Date	# of Cos.	Local	Wireless	IXC	Payphone	Other	Uncollectible	VOIP	Total Revenue
Jan-21	107	5,731,734	4,185,480	953,447	3,494	11,282	(170,239)	264,892	10,980,090
Feb-21	104	5,808,526	4,047,290	1,009,796	3,368	11,224	(114,740)	282,725	11,048,188
Mar-21	103	5,925,530	4,319,502	1,122,991	1,591	11,000	37,005	185,850	11,603,468
Apr-21									
May-21									
Jun-21									
Jul-21									
Aug-21									
Sep-21									
Oct-21									
Nov-21									
Dec-21									
YTD Total 2021		\$ 17,465,789	\$ 12,552,271	\$ 3,086,234	\$ 8,453	\$ 33,505	\$ (247,974)	\$ 733,467	\$ 33,631,745

Adjustments to prior periods are reflected in the period they apply to, not the period in which they were made.

Alaska Universal Service Administrative Company

Intrastate End User Revenues - Variance Analysis

AUSF Distribution

March-21

2021 Month over Month - Variances	# of Cos.	Local	Wireless	IXC	Payphone	Other	Uncollectible	VOIP	Total Revenue
Jan	-5%	-3%	-9%	-6%	1%	-2%	75%	13%	-6%
Feb	-3%	1%	-3%	6%	-4%	-1%	-33%	7%	1%
Mar	-1%	2%	7%	11%	-53%	-2%	-132%	-34%	5%
Apr									
May									
Jun									
Jul									
Aug									
Sep									
Oct									
Nov									
Dec									

2021 Year over Year - Variances	# of Cos.	Local	Wireless	IXC	Payphone	Other	Uncollectible	VOIP	Total Revenue
Jan	-3%	-6%	-17%	-3%	29%	-18%	72%	223%	-10%
Feb	-4%	-5%	-17%	1%	25%	-26%	-581%	267%	-9%
Mar	-2%	-2%	-16%	16%	-54%	-2%	-1111%	124%	-5%
Apr									
May									
Jun									
Jul									
Aug									
Sep									
Oct									
Nov									
Dec									
YTD Total*		-5%	-17%	4%	-4%	-17%	214%	203%	-8%

* YTD Jan - Mar

Prior Year Support Detail
2020

Alaska Universal Service Administrative Company

AUSF Distribution

March-21

2020 Year-To-Date Summary for rate in effect Jan 2020		
Total	YE 2020	2020 Paid in 2021

AUSF FUNDS

Prior Year Balance	\$1,000.00		
YTD Remittance	\$14,424,848.97	\$14,424,848.97	
YTD Interest on Investments and misc items	\$4,362.87	\$4,362.87	
YTD Prior Year Distribution	\$1,114,822.35	\$1,114,822.35	
YTD Current Year Distribution	\$16,663,870.55	\$13,314,389.49	3,349,481.06
AUSF Balance (current year shortage pd in following)	(\$3,349,481.06)		
	\$0.00		

AUSAC ADMINISTRATION

Proposed Budget	\$127,128.00		
YTD Distribution	\$83,365.66	\$83,365.66	0.00
% Distributed	65.58%		

Essential Network Support - Nonpooling Companies

Annual Support	\$18,030,818.00		
YTD Distribution	\$12,795,934.19	\$10,211,169.77	2,584,764.42
% Distributed	70.97%		

Essential Network Support - Pooling Companies

Annual Support	\$4,888,652.00		
YTD Distribution	\$3,468,620.51	\$2,767,725.45	700,895.06
% Distributed	70.95%		

DEM

Annual Support Requirement	\$445,207.00		
YTD Distribution	\$315,950.19	\$252,128.61	63,821.58
% Distributed	70.97%		

TOTAL

Total Support Estimate	\$23,491,805.00		
YTD Distribution	\$16,663,870.55		
% Distributed	70.93%		

GROSS ANNUAL END USER REVENUES

Filed Annual End User Revenues (Period 8/18 - 7/19)	\$155,305,911		
YTD End User Revenues (YTD Dec 20)	\$143,540,540		
% Reported	92.42%		

Alaska Universal Service Administrative Company

AUSF Distribution

March-21

Support Shortage Detail								
Distribution Priority	Support Period		AUSAC Admin Fee	ENS Nonpooling Support	ENS Pooling Support	DEM Support	Adjustments	Totals
Month 7 (Dropped from Shortage List)	August-20	Support Shortage		(115,090.23)	(31,204.13)	(2,841.75)	-	(149,136.11)
		Shortage Paid		-	-	-	-	-
		% Payment						
		Remaining Support Not Recoverable		(115,090.23)	(31,204.13)	(2,841.75)	-	(149,136.11)
Month 6 (Oldest)	September-20	Support Shortage		(1,502,568.17)	(407,387.65)	(37,100.59)	-	(1,947,056.41)
		Shortage Paid		890,479.06	241,433.42	21,987.22	-	1,153,899.70
		% Payment		59.26%	59.26%	59.26%	59.26%	59.26%
		Remaining Support Shortage		(612,089.11)	(165,954.23)	(15,113.37)	-	(793,156.71)
Month 5	October-20	Support Shortage		(1,502,568.17)	(407,387.65)	(37,100.59)	-	(1,947,056.41)
		Shortage Paid		-	-	-	-	-
		% Payment		0.00%	0.00%	0.00%	0.00%	0.00%
		Remaining Support Shortage		(1,502,568.17)	(407,387.65)	(37,100.59)	-	(1,947,056.41)
Month 4	November-20	Support Shortage		(1,502,568.17)	(407,387.65)	(37,100.59)	-	(1,947,056.41)
		Shortage Paid		-	-	-	-	-
		% Payment		0.00%	0.00%	0.00%	0.00%	0.00%
		Remaining Support Shortage		(1,502,568.17)	(407,387.65)	(37,100.59)	-	(1,947,056.41)
Month 3	December-20	Support Shortage		(1,502,568.17)	(407,387.65)	(37,100.59)	-	(1,947,056.41)
		Shortage Paid		-	-	-	-	-
		% Payment		0.00%	0.00%	0.00%	0.00%	0.00%
		Remaining Support Shortage		(1,502,568.17)	(407,387.65)	(37,100.59)	-	(1,947,056.41)
Month 2		Support Shortage		-	-	-	-	-
		Shortage Paid		-	-	-	-	-
		% Payment		0.00%	0.00%	0.00%	0.00%	0.00%
		Remaining Support Shortage		-	-	-	-	-
Month 1 (Newest)		Support Shortage		-	-	-	-	-
		Shortage Paid		-	-	-	-	-
		% Payment		0.00%	0.00%	0.00%	0.00%	0.00%
		Remaining Support Shortage		-	-	-	-	-
Current Period		Current Support Due	-	-	-	-	-	-
		Current Distribution Paid	-	-	-	-	-	-
		% Payment	0.00%	0.00%	0.00%	0.00%	0.00%	0.00%
		Support Shortage	-	-	-	-	-	-
Total Distribution			-	890,479.06	241,433.42	21,987.22	-	1,153,899.70
Total Support Shortage			-	(5,119,793.62)	(1,388,117.18)	(126,415.14)	-	(6,634,325.94)

Alaska Universal Service Administrative Company

AUSF Distribution

March-21

Current Distribution by Company	Distribution Breakdown										
	Monthly Support	Percent of Support	Support Distribution Made on April 30, 2021								
			Sep 2020 Period	Oct 2020 Period	Nov 2020 Period	Dec 2020 Period	N/A Period	N/A Period	Total Shortage Distribution	Current Period	CCL, LL, and PIPT Adjustments
			Pool ENS Dist	\$ 241,433.42	\$ -	\$ -	\$ -	\$ -	\$ -	\$ 241,433.42	\$ -
			NP ENS Dist	\$ 890,479.06	\$ -	\$ -	\$ -	\$ -	\$ -	\$ 890,479.06	\$ -
			DEM Dist	\$ 21,987.22	\$ -	\$ -	\$ -	\$ -	\$ -	\$ 21,987.22	\$ -
ENS											
Pooled											
AECA: Pooling Co. ENS	\$ 407,269.32	100.00%	241,433.42	-	-	-	-	-	241,433.42	-	\$0.00
Pooled Subtotal	\$ 407,269.32	100.00%	241,433.42	-	-	-	-	-	241,433.42	-	-
NonPooled											
ACSA - Ft. Wainwright	\$ 16,618.92	1.11%	9,849.00	-	-	-	-	-	9,849.00	-	\$0.00
ACS - Fairbanks	114,532.50	7.62%	67,876.32	-	-	-	-	-	67,876.32	-	\$0.00
ACSA - Juneau	6,483.50	0.43%	3,842.37	-	-	-	-	-	3,842.37	-	\$0.00
ACSN - Glacier State	237,157.17	15.78%	140,548.36	-	-	-	-	-	140,548.36	-	\$0.00
ACSN - Sitka	16,735.75	1.11%	9,918.24	-	-	-	-	-	9,918.24	-	\$0.00
ASTAC	59,245.75	3.94%	35,111.29	-	-	-	-	-	35,111.29	-	\$0.00
CORDOVA	43,428.42	2.89%	25,737.33	-	-	-	-	-	25,737.33	-	\$0.00
CVTC	194,387.58	12.94%	115,201.48	-	-	-	-	-	115,201.48	-	\$0.00
INTERIOR	94,365.33	6.28%	55,924.48	-	-	-	-	-	55,924.48	-	\$0.00
KPU	79,646.17	5.30%	47,201.35	-	-	-	-	-	47,201.35	-	\$0.00
MTA	441,920.25	29.41%	261,898.75	-	-	-	-	-	261,898.75	-	\$0.00
MUKLUK	29,009.58	1.93%	17,192.18	-	-	-	-	-	17,192.18	-	\$0.00
GCI	169,037.25	11.25%	100,177.91	-	-	-	-	-	100,177.91	-	\$0.00
NonPooled Subtotal	\$ 1,502,568.17	100.00%	890,479.06	-	-	-	-	-	890,479.06	-	\$0.00
ENS Total	\$ 1,909,837.49		1,131,912.48	-	-	-	-	-	1,131,912.48	-	-
DEM											
Summit	\$ 353.75	1%	209.65	-	-	-	-	-	209.65	-	\$0.00
United KUC	8,170.42	22%	4,842.10	-	-	-	-	-	4,842.10	-	\$0.00
United Utilities	28,576.42	77%	16,935.47	-	-	-	-	-	16,935.47	-	\$0.00
DEM Total	\$ 37,100.59	100.00%	21,987.22	-	-	-	-	-	21,987.22	-	-
Distribution Total	\$ 1,946,938.08		1,153,899.70	-	-	-	-	-	1,153,899.70	-	-

Alaska Universal Service Administrative Company

AUSF Distribution

March-21

DEM	DEM Support		Percent of Support	FIRST QTR	SECOND QTR	Jul-20	Aug-20		Sep-20			
Company	Annual 2020*	1/12 Annual		Current Distribution	Current Distribution	Distribution Total	Distribution Total	Remaining Shortage	Original Distribution	Shortage Dist 4/30/21	Distribution Total	Remaining Shortage
DEM Distributions												
SUMMIT	4,245	353.75	0.95%	1,061.25	1,061.25	37,100.59	34,258.84	(27.09)	0.00	21,987.22	21,987.22	(144.10)
UNITED KUC	98,045	8,170.42	22.02%	24,511.26	24,511.26	353.75	326.66	(625.82)	0.00	209.65	209.65	(3,328.32)
UNITED UTILITIES	342,917	28,576.42	77.02%	85,729.26	85,729.26	8,170.42	7,544.60	(2,188.84)	0.00	4,842.10	4,842.10	(11,640.95)
Total	\$ 445,207.00	\$ 37,100.59	100.00%	\$111,301.77	\$111,301.77	28,576.42	26,387.58		\$0.00	\$21,987.22	\$21,987.22	(\$15,113.37)

* From TA31-998, Effective January 1, 2020 companies receive 33 percent of the DEM

Alaska Universal Service Administrative Company

AUSF Distribution

March-21

DEM	DEM Support		Percent of Support	Oct-20		Nov-20		Dec-20		YTD DEM Support	YTD DEM Shortage Drop Off (Not Paid)
	Annual 2020*	1/12 Annual		Distribution Total	Remaining Shortage	Distribution Total	Remaining Shortage	Distribution Total	Remaining Shortage		
DEM Distributions				0.00		0.00		0.00			
SUMMIT	4,245	353.75	0.95%	0.00	(353.75)	0.00	(353.75)	0.00	(353.75)	3,012.56	(27.09)
UNITED KUC	98,045	8,170.42	22.02%	0.00	(8,170.42)	0.00	(8,170.42)	0.00	(8,170.42)	69,579.64	(625.82)
UNITED UTILITIES	342,917	28,576.42	77.02%	0.00	(28,576.42)	0.00	(28,576.42)	0.00	(28,576.42)	243,357.99	(2,188.84)
Total	\$ 445,207.00	\$ 37,100.59	100.00%	\$0.00	(\$37,100.59)	\$0.00	(\$37,100.59)	\$0.00	(\$37,100.59)	\$315,950.19	(\$2,841.75)

* From TA31-998, Effective January 1, 2020 companies receive 33 percent of the DEM

Alaska Universal Service Administrative Company

AUSF Distribution

March-21

Nonpooling Companies - ENS	ENS Support		Percent of Support	FIRST QTR	SECOND QTR	Jul-20	Aug-20		Sep-20			
	Annual 2020*	1/12 Annual		Current Distribution	Current Distribution	Distribution Total	Distribution Total	Remaining Shortage	Original Distribution	Shortage Dist 4/30/21	Distribution Total	Remaining Shortage
NonPooling Company ENS Distribution						1,502,568.17	1,387,477.94		0.00	890,479.06	890,479.06	
ACS-FTW	199,427	16,618.92	1.11%	49,856.76	49,856.76	16,618.92	15,345.98	(1,272.94)	0.00	9,849.00	9,849.00	(6,769.92)
ACS-Fairbanks	1,374,390	114,532.50	7.62%	343,597.50	343,597.50	114,532.50	105,759.80	(8,772.70)	0.00	67,876.32	67,876.32	(46,656.18)
ACS-Juneau	77,802	6,483.50	0.43%	19,450.50	19,450.50	6,483.50	5,986.88	(496.62)	0.00	3,842.37	3,842.37	(2,641.13)
ACS-GST	2,845,886	237,157.17	15.78%	711,471.51	711,471.51	237,157.17	218,991.96	(18,165.21)	0.00	140,548.36	140,548.36	(96,608.81)
ACS-Sitka	200,829	16,735.75	1.11%	50,207.25	50,207.25	16,735.75	15,453.87	(1,281.88)	0.00	9,918.24	9,918.24	(6,817.51)
ASTAC	710,949	59,245.75	3.94%	177,737.25	177,737.25	59,245.75	54,707.79	(4,537.96)	0.00	35,111.29	35,111.29	(24,134.46)
Cordova	521,141	43,428.42	2.89%	130,285.26	130,285.26	43,428.42	40,101.99	(3,326.43)	0.00	25,737.33	25,737.33	(17,691.09)
CVTC	2,332,651	194,387.58	12.94%	583,162.74	583,162.74	194,387.58	179,498.33	(14,889.25)	0.00	115,201.48	115,201.48	(79,186.10)
Interior	1,132,384	94,365.33	6.28%	283,095.99	283,095.99	94,365.33	87,137.35	(7,227.98)	0.00	55,924.48	55,924.48	(38,440.85)
KPU	955,754	79,646.17	5.30%	238,938.51	238,938.51	79,646.17	73,545.62	(6,100.55)	0.00	47,201.35	47,201.35	(32,444.82)
MTA	5,303,043	441,920.25	29.41%	1,325,760.75	1,325,760.75	441,920.25	408,071.07	(33,849.18)	0.00	261,898.75	261,898.75	(180,021.50)
Mukluk	348,115	29,009.58	1.93%	87,028.74	87,028.74	29,009.58	26,787.57	(2,222.01)	0.00	17,192.18	17,192.18	(11,817.40)
GCI	2,028,447	169,037.25	11.25%	507,111.75	507,111.75	169,037.25	156,089.73	(12,947.52)	0.00	100,177.91	100,177.91	(68,859.34)
Total	\$ 18,030,818.00	\$ 1,502,568.17	100.00%	\$4,507,704.51	\$4,507,704.51	\$1,502,568.17	\$1,387,477.94	(\$115,090.23)	\$0.00	\$890,479.06	\$890,479.06	(\$612,089.11)

* From TA28-998 Third Supplemental filed 12/5/2018 and TA28-998 Notice of ENS CCL
Adjustments filed 7/24/2019.

Alaska Universal Service Administrative Company

AUSF Distribution

March-21

Nonpooling Companies - ENS	ENS Support		Percent of Support	Oct-20		Nov-20		Dec-20		YTD ENS Support	YTD ENS Shortage Drop Off (Not Paid)
	Annual 2020*	1/12 Annual		Distribution Total	Remaining Shortage	Distribution Total	Remaining Shortage	Distribution Total	Remaining Shortage		
NonPooling Company ENS Distribution				0.00		0.00		0.00			
ACS-FTW	199,427	16,618.92	1.11%	0.00	(16,618.92)	0.00	(16,618.92)	0.00	(16,618.92)	141,527.42	(1,272.94)
ACS-Fairbanks	1,374,390	114,532.50	7.62%	0.00	(114,532.50)	0.00	(114,532.50)	0.00	(114,532.50)	975,363.62	(8,772.70)
ACS-Juneau	77,802	6,483.50	0.43%	0.00	(6,483.50)	0.00	(6,483.50)	0.00	(6,483.50)	55,213.75	(496.62)
ACS-GST	2,845,886	237,157.17	15.78%	0.00	(237,157.17)	0.00	(237,157.17)	0.00	(237,157.17)	2,019,640.51	(18,165.21)
ACS-Sitka	200,829	16,735.75	1.11%	0.00	(16,735.75)	0.00	(16,735.75)	0.00	(16,735.75)	142,522.36	(1,281.88)
ASTAC	710,949	59,245.75	3.94%	0.00	(59,245.75)	0.00	(59,245.75)	0.00	(59,245.75)	504,539.33	(4,537.96)
Cordova	521,141	43,428.42	2.89%	0.00	(43,428.42)	0.00	(43,428.42)	0.00	(43,428.42)	369,838.26	(3,326.43)
CVTC	2,332,651	194,387.58	12.94%	0.00	(194,387.58)	0.00	(194,387.58)	0.00	(194,387.58)	1,655,412.87	(14,889.25)
Interior	1,132,384	94,365.33	6.28%	0.00	(94,365.33)	0.00	(94,365.33)	0.00	(94,365.33)	803,619.14	(7,227.98)
KPU	955,754	79,646.17	5.30%	0.00	(79,646.17)	0.00	(79,646.17)	0.00	(79,646.17)	678,270.16	(6,100.55)
MTA	5,303,043	441,920.25	29.41%	0.00	(441,920.25)	0.00	(441,920.25)	0.00	(441,920.25)	3,763,411.57	(33,849.18)
Mukluk	348,115	29,009.58	1.93%	0.00	(29,009.58)	0.00	(29,009.58)	0.00	(29,009.58)	247,046.81	(2,222.01)
GCI	2,028,447	169,037.25	11.25%	0.00	(169,037.25)	0.00	(169,037.25)	0.00	(169,037.25)	1,439,528.39	(12,947.52)
Total	\$ 18,030,818.00	\$ 1,502,568.17	100.00%	\$0.00	(\$1,502,568.17)	\$0.00	(\$1,502,568.17)	\$0.00	(\$1,502,568.17)	\$12,795,934.19	(\$115,090.23)

* From TA28-998 Third Supplemental filed 12/5/2018 and TA28-998 Notice of ENS CCL
Adjustments filed 7/24/2019.

Alaska Universal Service Administrative Company

AUSF Distribution

March-21

POOLING Companies - ENS 1st & 2nd Qtr		ENS Support		Percent of Support	FIRST QTR	SECOND QTR	YTD ENS Support
Company	Annual 2020*	1/12 Annual	Current Distribution		Current Distribution		
Pooling Company ENS Distributions							
Adak Eagle Enterprises	508,254.00	42,354.50	10.40%	127,063.50	127,063.50	360,692.71	
ATC	785,988.00	65,499.00	16.08%	196,497.00	196,497.00	557,792.26	
BBTC	303,625.00	25,302.08	6.21%	75,906.24	75,906.24	215,473.59	
Bettles	3,745.00	312.08	0.08%	936.24	936.24	2,657.69	
Bush-Tell	233,799.00	19,483.25	4.78%	58,449.75	58,449.75	165,920.18	
Nushagak	382,933.00	31,911.08	7.84%	95,733.24	95,733.24	271,756.11	
OTZ	540,283.00	45,023.58	11.05%	135,070.74	135,070.74	383,422.71	
Summit	224,898.00	18,741.50	4.60%	56,224.50	56,224.50	159,603.41	
United KUC	222,897.00	18,574.75	4.56%	55,724.25	55,724.25	158,183.35	
United Utilities	1,360,482.00	113,373.50	27.84%	340,120.50	340,120.50	965,493.52	
Yukon	61,701.00	5,141.75	1.26%	15,425.25	15,425.25	43,787.36	
Subtotal	\$ 4,628,605.00	\$ 385,717.07	94.71%	1,157,151.21	1,157,151.21	3,284,782.89	
Average Schedule Companies							
Circle Telephone Co.	25,057.00	2,088.08	0.51%	6,264.24	6,264.24	17,782.18	
North Country Telephone	66,677.00	5,556.42	1.36%	16,669.26	16,669.26	47,318.72	
Subtotal	91,734.00	7,644.50	1.88%	22,933.50	22,933.50	65,100.90	
Company subtotal	4,720,339.00	393,361.57		1,180,084.71	1,180,084.71	3,349,883.79	
AECA ENS Admin fee	166,893.00	13,907.75	3.41%	41,723.25	41,723.25	118,736.72	
Total	\$4,887,232.00	\$407,269.32	100.00%	\$1,221,807.96	\$1,221,807.96	\$3,468,620.51	

*From TA 28-998 Third Supplemental, AECA Admin fee from U-18-119, filed 12/20/2018

Total ENS including Nonpooling and Pooling \$22,918,050.00 \$5,729,512.47 \$5,729,512.47 \$16,264,554.70

Alaska Universal Service Administrative Company

AUSF Distribution

March-21

POOLING Companies - ENS 3rd & 4th Qtr	ENS Support		Percent of Support	Jul-20	Aug-20		Sep-20			Oct-20		Nov-20		Dec-20		YTD ENS Support	YTD ENS Shortage Drop Off (Not Paid)	
	Annual 2020**	1/12 Annual		Distribution Total	Distribution Total	Remaining Shortage	Shortage Dist 4/30/21	Distribution Total	Remaining Shortage	Distribution Total	Remaining Shortage	Distribution Total	Remaining Shortage	Distribution Total	Remaining Shortage			
Company	Annual 2020**	1/12 Annual	Percent of Support	Distribution Total	Distribution Total	Remaining Shortage	Shortage Dist 4/30/21	Distribution Total	Remaining Shortage	Distribution Total	Remaining Shortage	Distribution Total	Remaining Shortage	Distribution Total	Remaining Shortage			
Pooling Company ENS Distributions				407,387.65	376,183.52		241,433.42	241,433.42		0.00		0.00		0.00				
Adak Eagle Enterprises	508,254.00	42,354.50	10.40%	42,354.50	39,110.33	(3,244.17)	25,100.88	25,100.88	(17,253.62)	0.00	(42,354.50)	0.00	(42,354.50)	0.00	(42,354.50)	360,692.71	(3,244.17)	
ATC	785,988.00	65,499.00	16.08%	65,499.00	60,482.06	(5,016.94)	38,817.20	38,817.20	(26,681.80)	0.00	(65,499.00)	0.00	(65,499.00)	0.00	(65,499.00)	557,792.26	(5,016.94)	
BBTC	303,625.00	25,302.08	6.21%	25,302.08	23,364.05	(1,938.03)	14,994.98	14,994.98	(10,307.10)	0.00	(25,302.08)	0.00	(25,302.08)	0.00	(25,302.08)	215,473.59	(1,938.03)	
Bettles	3,745.00	312.08	0.08%	312.08	288.18	(23.90)	184.95	184.95	(127.13)	0.00	(312.08)	0.00	(312.08)	0.00	(312.08)	2,657.69	(23.90)	
Bush-Tell	233,799.00	19,483.25	4.78%	19,483.25	17,990.91	(1,492.34)	11,546.52	11,546.52	(7,936.73)	0.00	(19,483.25)	0.00	(19,483.25)	0.00	(19,483.25)	165,920.18	(1,492.34)	
Nushagak	382,933.00	31,911.08	7.83%	31,911.08	29,466.83	(2,444.25)	18,911.72	18,911.72	(12,999.36)	0.00	(31,911.08)	0.00	(31,911.08)	0.00	(31,911.08)	271,756.11	(2,444.25)	
OTZ	540,283.00	45,023.58	11.05%	45,023.58	41,574.97	(3,448.61)	26,682.68	26,682.68	(18,340.90)	0.00	(45,023.58)	0.00	(45,023.58)	0.00	(45,023.58)	383,422.71	(3,448.61)	
Summit	224,898.00	18,741.50	4.60%	18,741.50	17,305.98	(1,435.52)	11,106.93	11,106.93	(7,634.57)	0.00	(18,741.50)	0.00	(18,741.50)	0.00	(18,741.50)	159,603.41	(1,435.52)	
United KUC	222,897.00	18,574.75	4.56%	18,574.75	17,152.00	(1,422.75)	11,008.10	11,008.10	(7,566.65)	0.00	(18,574.75)	0.00	(18,574.75)	0.00	(18,574.75)	158,183.35	(1,422.75)	
United Utilities	1,360,482.00	113,373.50	27.83%	113,373.50	104,689.58	(8,683.92)	67,189.44	67,189.44	(46,184.06)	0.00	(113,373.50)	0.00	(113,373.50)	0.00	(113,373.50)	965,493.52	(8,683.92)	
Yukon	61,701.00	5,141.75	1.26%	5,141.75	4,747.91	(393.84)	3,047.20	3,047.20	(2,094.55)	0.00	(5,141.75)	0.00	(5,141.75)	0.00	(5,141.75)	43,787.36	(393.84)	
Subtotal	\$ 4,628,605.00	\$ 385,717.07	94.68%	385,717.07	356,172.80	(29,544.27)	228,590.60	228,590.60	(157,126.47)	0.00	(385,717.07)	0.00	(385,717.07)	0.00	(385,717.07)	3,284,782.89	(29,544.27)	
Average Schedule Companies																		
	25,057.00	2,088.08	0.51%	2,088.08	1,928.14	(159.94)	1,237.48	1,237.48	(850.60)	0.00	(2,088.08)	0.00	(2,088.08)	0.00	(2,088.08)	17,782.18	(159.94)	
Circle Telephone Co.	66,677.00	5,556.42	1.36%	5,556.42	5,130.83	(425.59)	3,292.95	3,292.95	(2,263.47)	0.00	(5,556.42)	0.00	(5,556.42)	0.00	(5,556.42)	47,318.72	(425.59)	
North Country Telephone	Subtotal	91,734.00	7,644.50	1.88%	7,644.50	7,058.97	(585.53)	4,530.43	4,530.43	(3,114.07)	0.00	(7,644.50)	0.00	(7,644.50)	0.00	(7,644.50)	65,100.90	(585.53)
Company subtotal	4,720,339.00	393,361.57		393,361.57	363,231.77		233,121.03	233,121.03		0.00		0.00		0.00		3,349,883.79		
AECA ENS Admin fee	168,313.00	14,026.08	3.44%	14,026.08	12,951.75	(1,074.33)	8,312.39	8,312.39	(5,713.69)	0.00	(14,026.08)	0.00	(14,026.08)	0.00	(14,026.08)	118,736.72	(1,074.33)	
Total	\$4,888,652.00	\$407,387.65	100.00%	\$407,387.65	\$376,183.52	(\$31,204.13)	\$241,433.42	\$241,433.42	(\$165,954.23)	\$0.00	(\$407,387.65)	\$0.00	(\$407,387.65)	\$0.00	(\$407,387.65)	\$3,468,620.51	(\$31,204.13)	

**From TA 28-998 Third Supplemental, AECA Admin fee from U-18-119 Compliance Filing, filed on 10/8/2019

Total ENS including Nonpooling and Pooling \$1,909,955.82 \$1,763,661.46 \$1,131,912.48 \$1,131,912.48 \$0.00 \$0.00 \$0.00

Alaska Universal Service Administrative Company
Schedule I.A. Disbursement of Universal Service Funds
Period Ending March 31, 2021

Quarterly Report		Total YTD 2021	1st Qtr 2021 10%
1	AUSAC ADMINISTRATION Distribution	14,747.10	14,747.10
2	ENS-Nonpooled Distribution	2,584,764.42	2,584,764.42
3	ENS-Pooled Distribution	700,895.06	700,895.06
4	DEM Distribution	63,821.58	63,821.58
5	TOTAL AUSF DISTRIBUTION	3,364,228.16	3,364,228.16

	YTD 2021
6 Distribution Shortage	\$ 12,364,193.40
7 Cash Working Capital Adjustment Factor	\$ 2,879,090.38
8 Total Estimated AUSF Support (Line 8+9+10)	\$ 18,607,511.94
9 Gross End User Revenues	\$33,631,745.42
10 Calculated AUSF Surcharge Factor (Line 11/12)	55.33%
11 2021 AUSF Surcharge Rate	10.00%
12 Variance	-45.33%

V.A.

Alaska Universal Service Administrative Company
Schedule I.B. Reported Intrastate End User Revenues
Period Ending March 31, 2021

2021 Reported Revenues	Total Reported Revenues	Local Revenue	Wireless Revenue	Interexchange Revenue	Payphone Revenue	Other Revenue	Uncollectible Revenues	VoIP Revenues
Total Revenues 1/1/2021-3/31/2021	\$33,631,745.42	\$17,465,788.84	\$12,552,270.88	\$3,086,233.87	\$8,452.82	\$33,505.22	(\$247,973.67)	\$733,467.46

Alaska Universal Service Administrative Company

Schedule I.C. Distribution Shortage

Period Ending March 31, 2021

Support Shortage Detail								
Distribution Priority	Support Period		AUSAC Admin Fee	ENS Nonpooling Support	ENS Pooling Support		Adjustments	Totals
Month 7 (Dropped from Shortage List)	August-20	Support Shortage		(115,090.23)	(31,204.13)	(2,841.75)	-	(149,136.11)
		Shortage Paid		-	-	-	-	-
		% Payment						
		Remaining Support Not Recoverable		(115,090.23)	(31,204.13)	(2,841.75)	-	(149,136.11)
Month 6 (Oldest)	September-20	Support Shortage		(1,502,568.17)	(407,387.65)	(37,100.59)	-	(1,947,056.41)
		Shortage Paid		890,479.06	241,433.42	21,987.22	-	1,153,899.70
		% Payment		59.26%	59.26%	59.26%	59.26%	59.26%
		Remaining Support Shortage		(612,089.11)	(165,954.23)	(15,113.37)	-	(793,156.71)
Month 5	October-20	Support Shortage		(1,502,568.17)	(407,387.65)	(37,100.59)	-	(1,947,056.41)
		Shortage Paid		-	-	-	-	-
		% Payment		0.00%	0.00%	0.00%	0.00%	0.00%
		Remaining Support Shortage		(1,502,568.17)	(407,387.65)	(37,100.59)	-	(1,947,056.41)
Month 4	November-20	Support Shortage		(1,502,568.17)	(407,387.65)	(37,100.59)	-	(1,947,056.41)
		Shortage Paid		-	-	-	-	-
		% Payment		0.00%	0.00%	0.00%	0.00%	0.00%
		Remaining Support Shortage		(1,502,568.17)	(407,387.65)	(37,100.59)	-	(1,947,056.41)
Month 3	December-20	Support Shortage		(1,502,568.17)	(407,387.65)	(37,100.59)	-	(1,947,056.41)
		Shortage Paid		-	-	-	-	-
		% Payment		0.00%	0.00%	0.00%	0.00%	0.00%
		Remaining Support Shortage		(1,502,568.17)	(407,387.65)	(37,100.59)	-	(1,947,056.41)
Month 2	January-21	Support Shortage		(1,502,568.17)	(407,387.65)		-	(1,909,955.82)
		Shortage Paid		-	-		-	-
		% Payment		0.00%	0.00%		0.00%	0.00%
		Remaining Support Shortage		(1,502,568.17)	(407,387.65)		-	(1,909,955.82)
Month 1 (Newest)	February-21	Support Shortage		(1,502,568.17)	(407,387.65)		-	(1,909,955.82)
		Shortage Paid		-	-		-	-
		% Payment		0.00%	0.00%		0.00%	0.00%
		Remaining Support Shortage		(1,502,568.17)	(407,387.65)		-	(1,909,955.82)
Current Period	March-21	Current Support Due	(4,693.02)	(1,502,568.17)	(407,387.65)		-	(1,914,648.84)
		Current Distribution Paid	4,693.02	-	-		-	4,693.02
		% Payment	100.00%	0.00%	0.00%		0.00%	0.00%
		Support Shortage	-	(1,502,568.17)	(407,387.65)		-	(1,909,955.82)
Total Distribution			4,693.02	890,479.06	241,433.42	21,987.22	-	1,158,592.72
Total Support Shortage			-	(9,627,498.13)	(2,610,280.13)	(126,415.14)	-	(12,364,193.40)

Alaska Universal Service Administrative Company

Schedule I.D. Notes to Disbursement of Universal Service Funds (Schedule 1.A.)

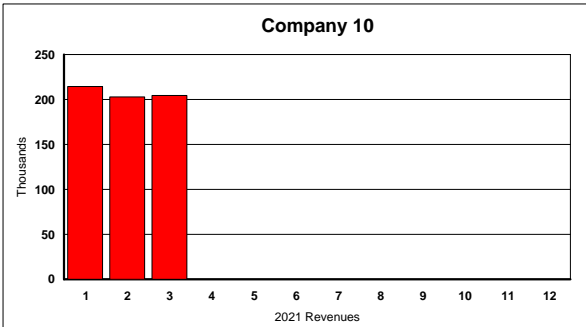
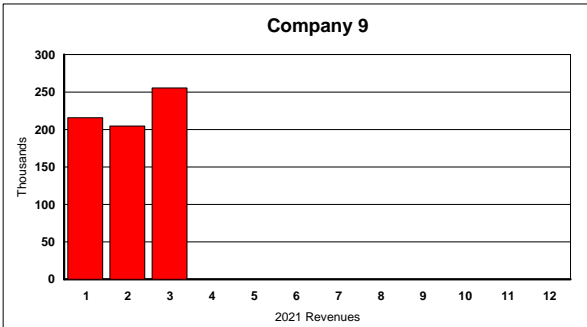
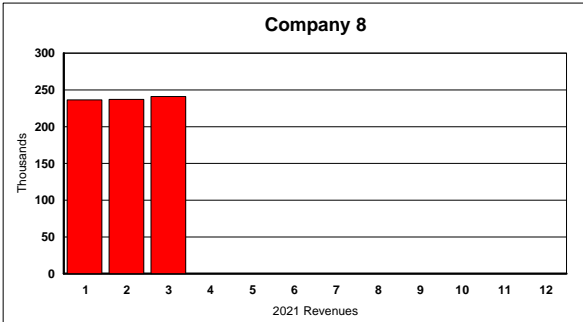
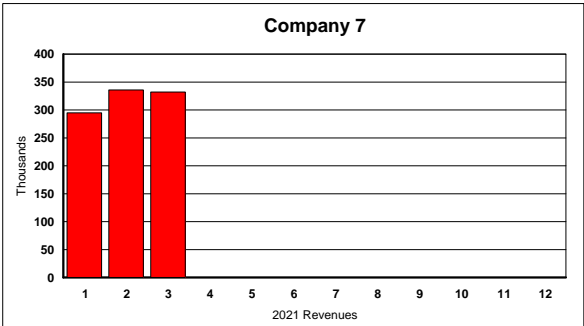
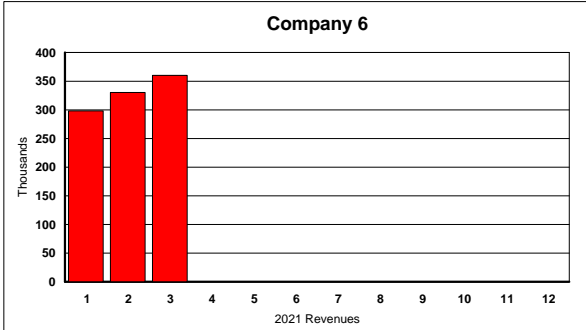
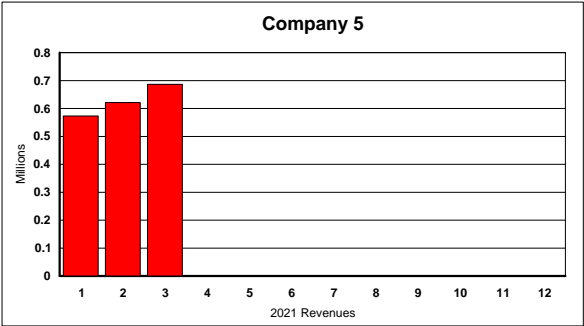
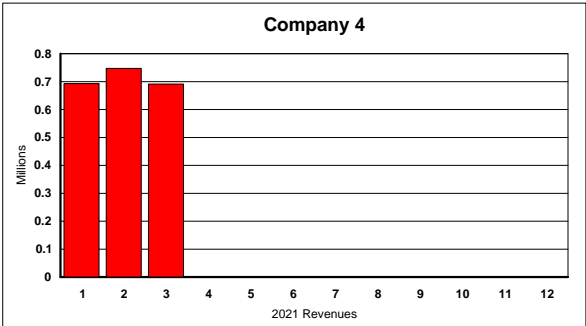
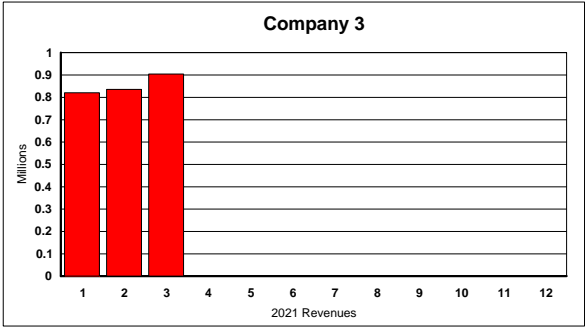
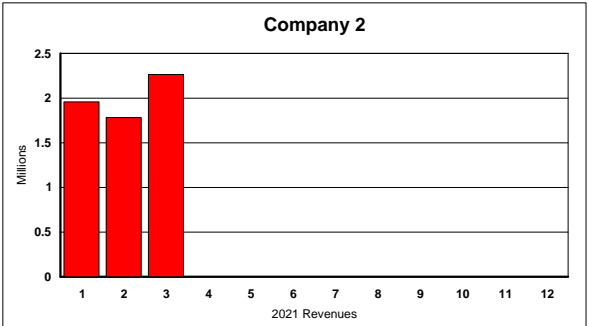
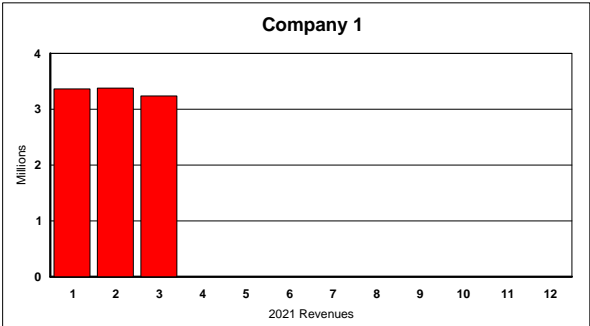
Period Ending March 31, 2021

General Notes

Schedule 1.A. Disbursement of Universal Service Funds shows the disbursements by quarter and by surcharge rate. The effective surcharge rate is 10% for 2021.

Row numbers have been added to the left of Schedule 1.A. for presentation purposes and are explained in the section below.

Row Number	Column	Explanation
5	Total YTD 2021	Actual funds distributed as of the period ending March 31, 2021. First quarter disbursements reflect payments of support for the 2020 support period shortages and the current quarter 1 2021 AUSAC administration distribution. The first quarter 2021 support for ENS and DEM is currently 100% short.
6	YTD 2021	Distribution shortage of the fund as of the period ending March 31, 2021. See Schedule 1.C.
7	YTD 2021	Working Capital Allowance is from RCA Staff Recommendation, TA2-998, November 18, 1999, Page 5, 1.5 times AUSAC monthly expenses. This calculation is 1.5 times the estimated AUSAC monthly distribution, for the 12 months of the 2021 year. $1.5 * (\text{approved annual ENS support and actual YTD AUSAC administration} / 12)$
8	YTD 2021	Lines 6+7 from the YTD 2021 column + line 5 from the Total YTD 2021 column.
9	YTD 2021	Gross End User Revenues for the January through March 2021 periods
10	YTD 2021	calculated surcharge factor and AUSF cash balance would be applied to the January through March 2021 periods resulting in enough funds to cover the first quarter 2021 disbursements, the 2020 shortage and working capital.
11	YTD 2021	Surcharge rate effective 1/1/2020 (10%), TA28-998. No change to the surcharge rate in 2021.
12	YTD 2021	allowance.



ALASKA UNIVERSAL SERVICE ADMINISTRATIVE COMPANY

**AGENT'S REPORT
BOARD OF DIRECTORS MEETING**

April 28, 2021

Since our last regular meeting, AUSAC Staff has held a special meeting, prepared and filed a reply to RCA Staff questions, prepared for the financial audit, reviewed remittance adjustments and provided support to the companies that report to the AUSF.

A copy of the March 2021 financial report is included this month, labelled VI.A. This month the Board has one item to consider, the approval of the invoice for administrative services from AECA for the month of March.

Erickson & Brooks has made their random selections for the compliance review and AUSAC is working to issue notifications to the companies.

Alban & Co. will begin their preliminary financial review this week on the annual financial audit and is scheduled to conduct their full financial audit on May 17, 2021.

BOARD ACTION REQUEST #1:

Recommend the Board approve the payment for invoice number 310 from AECA, for March 2021 administrative services for a total of \$4,044.81.

All bills received by AUSAC have been paid. This concludes the Agent's report.

4/27/2021

Variance: Actual Higher
(Lower) than Budget

Variance: Actual Higher (Lower) than Budget			AUSAC FINANCIAL STATEMENT CASH BASIS					
ACCOUNT	March-21							4/30/2021
	Current Month			YTD				Proj. Exp. & Cash Draw
	ACTUAL	BUDGET	VARIANCE	ACTUAL	BUDGET	VARIANCE		
	EXPENDITURES							
GEN/ADM:								
Administration Support	\$ 4,070	\$ 5,250	\$ (1,180)	\$ 8,809	\$ 15,750	\$ (6,941)	\$ 4,045	
Administration Support: 2020 Pd in 2021	-	-	-	3,158	-	3,158	-	
Miscellaneous	5	55	(50)	15	165	(150)	5	
Misc. Exp. 2020 Pd in 2021	-	-	-	-	-	-	-	
	-	-	-	-	-	-	-	
Postage & Courier	-	9	(9)	-	27	(27)	-	
Insurance	-	-	-	-	-	-	-	
Legal	522	1,000	(478)	522	1,783	(1,261)	-	
Legal Exp. 2020 Pd in 2021	-	-	-	-	-	-	-	
Database Project	-	-	-	-	-	-	-	
Audit	-	-	-	-	-	-	-	
Audit Exp. 2020 Pd in 2021	-	-	-	-	-	-	-	
Agreed Upon Procedures/Compliance Review	-	-	-	-	-	-	-	
Comp. Rev. Exp.2020 Paid in 2021	-	-	-	-	-	-	-	
Bank Fees	222	236	(14)	619	708	(89)	205	
Notices/Adv	-	182	(182)	95	546	(451)	438	
Notices/Adv. Exp. 2020 Pd in 2021	-	-	-	95	-	95		
SUBTOTAL	4,818	6,732	(1,914)	13,312	18,979	(5,667)	\$ 4,693	
OTHER								
Directors Expense	-	-	-	-	-	-	-	
SUBTOTAL	-	-	-	-	-	-	-	
TOTAL EXPENDITURES	4,818	6,732	(\$1,914)	\$13,312	\$18,979	(\$5,667)	4,693	
Total Expenditures for 2020 Paid in 2021	-			3,253			-	
INCOME:								
Tariff Remittance Funds	4,839	-	4,839	15,246	-	15,246	4,693	
Interest	-	-	-	-	-	-	-	
Interest from CD Investments								
Other (late fees)								
Reimbursements								
Miscellaneous	-	-	-	-	-	-	-	
Deposit In Transit (Sweep)	-	-	-	-	-	-	-	
TOTAL INCOME	\$ 4,839	\$ -	\$ 4,839	\$ 15,246	\$ -	\$ 15,246	\$ 4,693	
NET VARIANCE	\$21	(\$6,732)	\$6,753	\$1,935	(\$18,979)	\$20,914	\$0	
			\$0					
CASH								
Beginning Cash	\$0			\$0			\$0	
Cash On Hand				\$0				

AUSAC Financial Statement

Notes to Financial Statement

April 27, 2021

1. Cash Balance at March 31, 2021 is \$0 in the general operating account. This account sweeps to the repurchase agreement account at FNBA as the checks clear.
2. \$4,818 was posted to the statement for services and bank fees.
3. Administrative support expense of \$4,070 applicable to February 2021 was posted to this report.
4. Miscellaneous expense of \$5 was paid for website hosting.
5. Legal expense was \$522 in March for the Board nomination filing.
6. Bank fee expense was \$222 in March.
7. The cash sweep in March was \$4,839. The estimated sweep for expenditures in April 2021 is \$4,693.

Alaska Universal Service Administrative Company
AUSF Cash Balances in Banks
April 23, 2021

Bank	Type	Next Mature Date	Avg Rate	4/23/2021
Edward Jones CD	Closed			\$0.00
	Interest Earned		0.00%	\$0.00
	Fees			\$0.00
	Total			\$0.00
Funds transferred to FNBA				\$0.00
Remaining Balance				\$0.00
First National Bank Alaska	R&D Acct/RP	Daily	Varies	\$1,192,265.61
FNBA	Total			\$1,192,265.61
Total AUSF Cash Balances in Banks				\$1,192,265.61
Out of Period Adjustments				(\$32,672.89)
Total Available Balance				\$1,159,592.72

Alaska Exchange Carriers Association

810 N Street, Suite 204
Anchorage, AK 99501

Invoice

Date	Invoice #
3/31/2021	310

Bill To
AUSAC 810 N Street 204 Anchorage, AK 99501

Quantity	Item Code	Description	Price Each	Amount
1.5	Bill & Coll.	(610-10) Reconcile Bank report to remittances, to data entry, audit reports and analyze reports .	42.93	64.40
0.5	Bank Dep.	(610-56) Prepare and made deposits at the bank.	42.93	21.47
0.5	Gen. Admin.	(625-05) Administrative work on AUSAC contract ENS	42.93	21.47
0.5	Bill & Coll.	(610-10) Reconcile Bank report to remittances, to data entry, audit reports and analyze reports .	42.93	21.47
0.5	Mail	(610-26) Open mail, download and print files.	42.93	21.47
1.5	Tariff	(630-10) Prepare Tariff and Forms	42.93	64.40
0.5	Bank Dep.	(610-56) Prepare and made deposits at the bank.	42.93	21.47
0.5	Gen. Admin.	(625-05) Administrative work on AUSAC contract	42.93	21.47
0.5	Compliance Audit	(625-60) Compliance Audit per U-98-168.	42.93	21.47
0.5	Gen. Admin.	(625-05) Administrative work on AUSAC contract ENS	42.93	21.47
0.5	Mail	(610-26) Open mail, download and print files.	42.93	21.47
0.5	Bank Dep.	(610-56) Prepare and made deposits at the bank.	42.93	21.47
0.5	Mail	(610-26) Open mail, download and print files.	42.93	21.47
0.5	Gen. Admin.	(625-05) Administrative work on AUSAC contract ENS	42.93	21.47
0.5	Bank Dep.	(610-56) Prepare and made deposits at the bank.	42.93	21.47
0.5	Collections	(610-50) Collection and compliance issues.	42.93	21.47
0.5	Mail	(610-26) Open mail, download and print files.	42.93	21.47
0.5	Gen. Admin.	(625-05) Administrative work on AUSAC contract ENS	42.93	21.47
1.5	Bill & Coll.	(610-10) Reconcile Bank report to remittances, to data entry, audit reports and analyze reports .	42.93	64.40
0.5	Gen. Admin.	(625-05) Administrative work on AUSAC contract ENS	42.93	21.47
0.5	Mail	(610-26) Open mail, download and print files.	42.93	21.47
0.5	Dist. of Funds	(610-25) Distribution of Funds	42.93	21.47
0.5	Gen. Admin.	(625-05) Administrative work on AUSAC contract	42.93	21.47
3	Collections	(610-50) Collection and compliance issues.	42.93	128.79
0.5	Mail	(610-26) Open mail, download and print files.	42.93	21.47
3	Gen. Admin.	(625-05) Administrative work on AUSAC contract Rev Vals	42.93	128.79
2	Gen. Admin.	(625-05) Administrative work on AUSAC contract Rev Vals	42.93	85.86
0.5	Mail	(610-26) Open mail, download and print files.	42.93	21.47
0.5	Bank Dep.	(610-56) Prepare and made deposits at the bank.	42.93	21.47
1.5	Agenda_Notice	(625-70) Prepare agenda, Notice meetings, Call attendees	42.93	64.40
0.5	Agenda_Notice	(625-70) Prepare agenda, Notice meetings, Call attendees	42.93	21.47
			Total	

Alaska Exchange Carriers Association

810 N Street, Suite 204
Anchorage, AK 99501

Invoice

Date	Invoice #
3/31/2021	310

Bill To
AUSAC 810 N Street 204 Anchorage, AK 99501

Quantity	Item Code	Description	Price Each	Amount
0.5	Agenda_Notice	(625-70) Prepare agenda, Notice meetings, Call attendees	42.93	21.47
0.5	Mail	(610-26) Open mail, download and print files.	42.93	21.47
0.5	Bank Dep.	(610-56) Prepare and made deposits at the bank.	42.93	21.47
0.5	Agenda_Notice	(625-70) Prepare agenda, Notice meetings, Call attendees	42.93	21.47
1	Bill & Coll.	(610-10) Reconcile Bank report to remittances, to data entry, audit reports and analyze reports .	42.93	42.93
1	Bank Dep.	(610-56) Prepare and made deposits at the bank.	42.93	42.93
3.5	Post Remit.	(610-40) Post remittance forms and prepare monthly reports.	42.93	150.26
0.5	Dist. of Funds	(610-25) Distribution of Funds	42.93	21.47
1	Gen. Admin.	(625-05) Administrative work on AUSAC contract shortage projection	86.89	86.89
1	Board Meeting	(605-05) Prepare for and attend Board of Directors meetings.	86.89	86.89
0.5	Gen. Admin.	(625-05) Administrative work on AUSAC contract financials	86.89	43.45
0.5	Collections	(610-50) Collection and compliance issues. late fees	86.89	43.45
1	Gen. Admin.	(625-05) Administrative work on AUSAC contract ENS support	86.89	86.89
0.5	Gen. Admin.	(625-05) Administrative work on AUSAC contract AUSAC questions	86.89	43.45
0.25	Gen. Admin.	(625-05) Administrative work on AUSAC contract AUSAC questions	86.89	21.72
1	Gen. Admin.	(625-05) Administrative work on AUSAC contract shortage questions	86.89	86.89
0.5	Gen. Admin.	(625-05) Administrative work on AUSAC contract shortage questions	86.89	43.45
1	Tariff	(630-10) Prepare Tariff and Forms TA36	86.89	86.89
0.25	Compliance Audit	(625-60) Compliance Audit per U-98-168.	86.89	21.72
1	Tariffsupport	(630-10) Charges related to the preparation, filing and support of Tariff 998 by AECA staff. Does NOT include consulting fees.	86.89	86.89
1.5	Gen. Admin.	(625-05) Administrative work on AUSAC contract ENS support	86.89	130.34
0.5	Proc/Rmit B&C	(610-40) Processing Remittances & Distributions revisions	86.89	43.45
0.5	Gen. Admin.	(625-05) Administrative work on AUSAC contract financials	86.89	43.45
0.25	Dist. of Funds	(610-25) Distribution of Funds	86.89	21.72
2	Gen. Admin.	(625-05) Administrative work on AUSAC contract shortage projection	86.89	173.78
			Total	

Alaska Exchange Carriers Association

810 N Street, Suite 204
Anchorage, AK 99501

Invoice

Date	Invoice #
3/31/2021	310

Bill To
AUSAC 810 N Street 204 Anchorage, AK 99501

Quantity	Item Code	Description	Price Each	Amount
0.5	Dist. of Funds	(610-25) Distribution of Funds	86.89	43.45
0.25	Dist. of Funds	(610-25) Distribution of Funds	86.89	21.72
1.25	Board Meeting	(605-05) Prepare for and attend Board of Directors meetings.	86.89	108.61
1.5	MTG Minutes	(605-10) Draft, Review, Revise & Finalize Minutes	86.89	130.34
1	Gen. Admin.	(625-05) Administrative work on AUSAC contract financials	86.89	86.89
2.5	MTG Minutes	(605-10) Draft, Review, Revise & Finalize Minutes	86.89	217.23
1	MTG Minutes	(605-10) Draft, Review, Revise & Finalize Minutes	86.89	86.89
6	Post Remit.	(610-40) Post remittance forms and prepare monthly reports.	86.89	521.34
1	Proc/Rmit B&C	(610-40) Processing Remittances & Distributions xcheck	86.89	86.89
1.5	Post Remit.	(610-40) Post remittance forms and prepare monthly reports.	86.89	130.34
			Total	\$4,044.81



STATE OF ALASKA
DEPARTMENT OF
COMMERCE
COMMUNITY AND
ECONOMIC DEVELOPMENT

Mike Dunleavy, Governor
Julie Anderson, Commissioner
Robert M. Pickett, Chairman

Regulatory Commission of Alaska

April 5, 2021

In reply refer to: Tariff Section
File: TA35-998
LO#: L2100124

Keegan Bernier
Agent
Alaska Universal Service Administrative Company
810 N Street, Suite 204
Anchorage, AK 99501

Dear Ms. Bernier:

On February 25, 2021, Alaska Universal Service Administrative Company (AUSAC) filed TA35-998, a midcourse calculation of the Alaska Universal Service Fund (AUSF) surcharge factor. On April 1, 2021, the Regulatory Commission of Alaska acknowledged the midcourse calculation filed with TA35-998, and took no other action.

BY DIRECTION OF THE COMMISSION

Sincerely,

REGULATORY COMMISSION OF ALASKA

David Parrish (Apr 5, 2021 09:12 AKDT)

David Parrish
Common Carrier Section Manager



STATE OF ALASKA
DEPARTMENT OF
COMMERCE
COMMUNITY AND
ECONOMIC DEVELOPMENT

Mike Dunleavy, Governor
Julie Anderson, Commissioner
Robert M. Pickett, Chairman

Regulatory Commission of Alaska

April 16, 2021

In reply refer to: Tariff Section
File: TA36-998
LO#: L2100138

Keegan Bernier
Agent
Alaska Universal Service Administrative Company
810 N Street, Suite 204
Anchorage, AK 99501

Dear Ms. Bernier:


Alaska Universal Service Administrative Company (AUSAC) filed TA36-998 on March 9, 2021, seeking to revise its tariff in compliance with 3 AAC 48.200 - 3 AAC 48.430. On April 16, the Regulatory Commission of Alaska approved Tariff Sheet No. 29, and the Monthly Carrier Remittance Worksheet Instructions, filed March 9, 2021, by AUSAC with TA36-998. The effective date of the tariff sheet and the worksheet is April 23, 2021.

Enclosed are validated copies of the approved tariff sheet and worksheet instructions.

BY DIRECTION OF THE COMMISSION

Sincerely,

REGULATORY COMMISSION OF ALASKA



David Parrish (Apr 16, 2021 10:01 AKDT)

David Parrish
Common Carrier Section Manager