

Alaska Universal Service Administrative Company

BOARD OF DIRECTORS

Meeting Agenda

**Monthly Meeting – Friday July26, 2024 8:30 a.m.
Anchorage, Alaska**

Teleconference: Contact AUSAC for Meeting Link

-
- I. Roll Call
 - II. Approval of Agenda
 - III. Public Comment (Limited to 5 Minutes)
 - IV. Approval of Prior Minutes
 - A. June 27, 2024 – Monthly Board Meeting
 - V. AUSF Remittance and Distribution: June 2024
 - A. Quarterly Report Filing – Period Ending June 30, 2024
 - B. Quarterly Review Analysis – Period Ending June 30, 2024
 - VI. Agent Report
 - A. Financial Statements – June 2024
 - B. AECA Invoices – June 2024
 - C. Alban & Company – 2023 Audit and Tax Prep Invoice
 - VII. Unfinished Business
 - A. R-24-001 (2) Reconsideration of Revisions to the Alaska Administrative Code (AAC) – Status (Information Only)
 - VIII. New Business
 - A. Tariff 998 – Revised Filing to Update Address on Record
 - B. Executive Session – Review AUSAC 2023 990
 - IX. Next Meeting/Adjournment

**ALASKA UNIVERSAL SERVICE
ADMINISTRATIVE COMPANY**

DRAFT

Board of Directors

Monthly Meeting

June 27, 2024

I. Roll Call

Board President Juliana Wayman called the meeting to order at approximately 9:23 a.m. Alaska time.

She then asked Keegan Bernier to call roll:

Juliana Wayman, President – CLEC (virtual)
Steve Kramer, Board Vice President– ILEC (virtual)
Eric Hoffman, Secretary/Treasurer – ACS (virtual)
David Collier- IXC w/Wholesale Tariff (virtual)
Laura Kompkoff – Other Telecom Provider (virtual)
Lisa Koker – ILEC (virtual)
Sarah Sandbak – Wireless (virtual)

Members present through proxy:

The members attending represented a quorum.

Members absent:

Others present:

Keegan Bernier, AUSAC Agent (virtual)

II. Approval of Agenda

Motion by Laura Kompkoff, seconded by Sarah Sandbak, that the Board approves the agenda.

Motion passed, unopposed.

III. Public Comments

There were no public comments.

IV.A.

IV. Approval of Prior Minutes

A. May 28, 2024 Meeting

Motion, by Sarah Sandbak, seconded by Steve Kramer, that the minutes from the May 28, 2024 meeting be approved, as amended.

Motion passed, unopposed.

B. June 17, 2024 Special Meeting

Motion, by Lisa Koker, seconded by Sarah Sandbak, that the minutes from the June 17, 2024 special meeting be approved.

Motion passed, unopposed.

V. AUSF Remittance and Distribution Report

Board President Juliana Wayman asked Ms. Bernier to present the May 2024 AUSF Remittance and Distribution Report.

Ms. Bernier proceeded to lead a brief review of the current disbursements and the distribution shortage. She noted that reported revenues for two large companies have been significantly fluctuating and that the companies have not responded to AUSAC's verification of reported revenues.

The support funds are scheduled to be distributed on June 28, 2024. A copy of the distribution report was included in the packet labeled V.

Motion, by Dave Collier, seconded by Lisa Koker, that the Board approves the May 2024 AUSF Remittance and Distribution Report and authorizes the distribution of funds on or about June 28, 2024 in the amount of \$1,011,442.30.

Motion passed, unopposed.

VI. Agent Report

Board President Juliana Wayman asked Ms. Bernier to present the monthly administrative report, along with the financial reports for May. Ms. Bernier provided a copy of the report with her presentation.

There were two items for the Board to consider, the invoice from AECA for May 2024 services and the approval of issuance of an RFP for financial audit services.

VI. Agent Report Con't

Steve Kramer asked what makes up the "Tariff Remittance Funds." These funds are the sweep from this business interest account to the operating account to cover the AUSAC checks written. The Board requested that "(from the sweep account)" be added to the description.

BOARD ACTION REQUEST #1:

Motion, by Steve Kramer, seconded by Dave Collier that the Board approve payment for invoice number 348, from AECA, for May 2024 administrative services for a total of \$2,867.20.

Motion passed, unopposed.

BOARD ACTION REQUEST #2:

Motion, by Sarah Sandbak, seconded by Steve Kramer that the Board direct the AUSAC Agent to issue a request for proposal for the financial audit, preparation of the financial statement and tax return for the 2024 year and to include an option for two one-year extensions.

Motion passed, unopposed.

VII. Unfinished Business

A. R-24-001(2) Reconsideration of Revisions to the Alaska Administrative Code – Extended Public Comments

Ms. Bernier notified the Board that the RCA issued Order 2 which extended the public notice period by 60 days to July 29, 2024.

VIII. New Business

There was no new business.

IX. Next Meeting/Adjournment

Board President Juliana Wayman adjourned the meeting at approximately 9:50 a.m. The next Board meeting was scheduled for July 26, 2024 at 8:30 a.m. If you plan to call in to attend the meetings, the conference line is 1-877-561-6398.

AUSAC

Board of Directors

Juhana Wayman
President
CLEC
jwayman@gci.com

Steve Kramer
Vice President
ILEC
Steve.k@aptalaska.com

Eric Hoffman
Secretary/Treasurer
IXC
eric.hoffman@acsalaska.com

David Collier
Facility-based IXC with
Wholesale Tariff
David.collier@att.com

Lisa Koker
ILEC
lisa@ctcak.net

Laura Kompkoff
Other Telecom Providers
lkompkoff@cvtc.org

Sarah Sandbak
Wireless Telecom Provider
sarah@astac.net

Alaska Universal Service Administrative Company

P. O. Box 241281

Anchorage, Alaska 99524

To: Board of Directors
From: Keegan Bernier, Agent
Subject: Remittance and Distribution Report
Date: July 26, 2024

The AUSF Remittance and Distribution Report for June 2024 reflects the following:

\$1,000.00	previous AUSF balance
\$656.40	interest on investments
\$257.22	late fees
<u>\$1,057,685.37</u>	remittances received in current period
<u>\$1,059,598.99</u>	total balance
(\$16,540.89)	current June period support disbursements
(\$2,988.02)	current year (2024) prior period shortage disbursements
<u>(\$1,039,070.08)</u>	prior year (2023) prior period shortage disbursements
(\$1,058,598.99)	total support disbursements
\$1,000.00	ending AUSF balance
<u>(\$1,000.00)</u>	LESS: accrual for operating expenses
<u>\$0.00</u>	Available Balance

The distribution of funds is scheduled for July 30, 2024.

The June distribution report reflects the approved 2024 support amounts from TA 42-998 (effective January 1, 2024) and TA 41-998.

AUSAC has distributed **0.41%** of the total AUSF support estimate for the rate year 2024, page 4.

Distribution Percentage of each Support Element:

AUSAC 2024 Rate Year (Jan-Dec), page 4

40.77% of AUSAC's operating budget

0.02% of the support requirement for Nonpooled ENS

0.02% of the support requirement for Pooled ENS

The June period distribution experienced a shortage of 100% after admin fees, see page 6.

This month, 0.28% of the January 2024 period will be disbursed, see page 6, and 100% of the December 2023 period will be disbursed, see page 16. This is the final distribution for the 2023 year; in total 54.18% of the estimated support was distributed.

This concludes the report for the June 2024 period.

*Remittance and Distribution
Report*

Alaska Universal Service Administrative Company
 Intrastate End User Revenues

Monthly AUSF Remittance

June-24

	Number of Companies	Local Exchange Revenues	Mobile Revenues	Interexchange Revenues	Pay Telephone Revenues	Other Revenues	Uncollectible Revenues	VoIP Revenues	Total Reported Revenues	Amount Remitted
Total	123	5,019,368.89	4,367,226.98	865,613.85	1,554.00	13,149.60	(15,182.11)	323,273.50	10,575,004.71	1,057,685.37

Adjustments are reflected in the month they are made, not in the month they apply to.

Alaska Universal Service Administrative Company

AUSF Distribution

June-24

Total Distribution	Current Distribution	Current Year Support Shortage Dist.	Prior Year Support Shortage Dist.	Total Distribution
AECA: Pooling Co. CCL	0.00	653.53	227,262.95	227,916.48
ACSA - Ft. Wainwright	0.00	25.83	8,978.86	9,004.69
ACS - Fairbanks	0.00	177.95	61,879.59	62,057.54
ACSA - Juneau	0.00	10.07	3,502.90	3,512.97
ACSN - Glacier State	0.00	368.46	128,131.21	128,499.67
ACSN - Sitka	0.00	26.00	9,041.99	9,067.99
ASTAC	0.00	92.05	32,009.28	32,101.33
CORDOVA	0.00	67.47	23,463.50	23,530.97
CVTC	0.00	302.01	105,023.67	105,325.68
GCI	0.00	262.63	91,327.40	91,590.03
INTERIOR	0.00	146.61	50,983.68	51,130.29
KPU	0.00	123.74	43,031.21	43,154.95
MTA	0.00	686.60	238,760.55	239,447.15
MUKLUK	0.00	45.07	15,673.29	15,718.36
Subtotal	0.00	2,988.02	1,039,070.08	1,042,058.10
AUSAC	16,540.89	0.00	0.00	16,540.89
Total Distribution	\$16,540.89	\$2,988.02	\$1,039,070.08	\$1,058,598.99

Alaska Universal Service Administrative Company

AUSF Distribution

June-24

Distribution This Month June-24

Total Remittance	\$1,057,685.37
Previous Month AUSF Balance	\$1,000.00
Interest on Investments	\$656.40
Late Fees Received/Misc	\$257.22
Total Funds Collected	\$1,059,598.99
 LESS: Accrual for Operating Expenses*	 (\$1,000.00)
Total Available to Distribute	\$1,058,598.99

Less:	Current Year Support Shortage	Dist.	Prior Year Support Shortage Dist.	Total Distribution
AUSAC Administrative Sweep	\$16,540.89	\$0.00	\$0.00	\$16,540.89
ENS Nonpooling Co. Support	\$0.00	\$2,334.49	\$811,807.13	\$814,141.62
ENS Pooling Co. Support	\$0.00	\$653.53	\$227,262.95	\$227,916.48
Distribution This Month	\$16,540.89	\$2,988.02	\$1,039,070.08	\$1,058,598.99

Total AUSF Balance \$1,000.00
AUSF End of Period Available Balance** **\$0.00**

*Accrual for Operating Expenses is an accrual to maintain \$1000 in bank.

**The accrual for operating expenses is removed from the total balance to calculate the available balance.

Alaska Universal Service Administrative Company

AUSF Distribution

June-24

2024 Year-To-Date Summary for rate in effect Jan 2024

Total

AUSF FUNDS

Prior Year Balance	\$1,000.00
YTD Remittance	\$6,134,394.42
YTD Interest on Investments and misc items	\$12,059.69
YTD Prior Year Distribution	\$6,094,317.86
YTD Current Year Distribution	\$52,136.25
AUSF Balance	\$1,000.00
	\$0.00

AUSAC ADMINISTRATION

Proposed Budget	\$120,560.00
YTD Distribution	\$49,148.23
% Distributed	40.77%

Essential Network Support - Nonpooling Companies

Annual Support	\$9,886,996.00
YTD Distribution	\$2,334.49
% Distributed	0.02%

Essential Network Support - Pooling Companies

Annual Support	\$2,767,836.00
YTD Distribution	\$653.53
% Distributed	0.02%

TOTAL

Total Support Estimate	\$12,775,392.00
YTD Distribution	\$52,136.25
% Distributed	0.41%

GROSS ANNUAL END USER REVENUES

Filed Annual End User Revenues	\$122,057,838
YTD End User Revenues (YTD Jun 24)	\$61,005,220
% Reported	49.98%

Alaska Universal Service Administrative Company

AUSF Distribution

June-24

	F=A+B-C	A	B	C
AUSF History	Balance	Remittance	Investment Interest and Late Fees	Distribution
1999 Total	286,071.09	3,738,651.25		3,452,580.16
2000 Total	391,714.75	4,009,706.32		3,617,991.57
2001 Total	(341,527.65)	1,234,183.32	27,963.38	1,603,674.35
2002 Total	(99,223.12)	1,768,702.77	7,454.15	1,875,380.04
2003 Total	(5,655.00)	2,170,950.12	2,504.32	2,179,109.44
2004 Total	55,383.76	3,075,113.32	1,654.81	3,021,384.37
2005 Total	32,434.40	3,361,183.54	7,512.14	3,336,261.28
2006 Total	475,993.97	4,288,029.01	24,212.01	3,836,247.05
2007 Total	956,193.52	4,719,544.95	43,790.66	3,807,142.09
2008 Total	(1,095,207.89)	3,040,932.59	23,530.75	4,159,671.23
2009 Total	(434,340.88)	3,923,388.25	8,761.29	4,366,490.42
2010 Total	472,419.01	5,037,854.71	1,494.26	4,566,929.96
2011 Total	1,448,846.05	16,584,300.28	2,079.79	15,137,534.02
2012 Total	415,458.70	30,631,836.49	4,800.55	30,221,178.34
2013 Total	274,031.14	29,505,235.91	5,480.99	29,236,685.76
2014 Total	(1,300,851.43)	27,053,757.73	4,810.31	28,359,419.47
2015 Total	(925,825.50)	26,689,956.54	3,918.53	27,619,700.57
2016 Total	(600,027.42)	26,898,008.03	1,318.29	27,499,353.74
2017 Total	(4,887.50)	27,788,850.61	3,532.67	27,797,270.78
2018 Total	6,847,260.61	36,178,403.61	119,501.14	29,450,644.14
2019 Total	(6,847,260.61)	15,858,521.14	95,582.97	22,801,364.72
2020 Total	0.00	14,424,848.97	4,362.87	14,429,211.84
2021 Total	0.00	13,522,151.30	4,090.65	13,526,241.95
2022 Total	0.00	13,149,188.57	123,414.48	13,272,603.05
2023 Total	(0.00)	12,590,317.92	6,218.16	12,596,536.08
Year End 2023 AUSF	\$1,000.00	\$318,653,299.33	\$521,771.01	\$319,174,070.34
2024				
January	0.00	827,818.34	902.14	828,720.48
February	0.00	1,199,169.54	639.63	1,199,809.17
March	0.00	1,018,322.83	4,295.04	1,022,617.87
April	0.00	1,024,241.74	1,023.56	1,025,265.30
May	0.00	1,007,156.60	4,285.70	1,011,442.30
June	0.00	1,057,685.37	913.62	1,058,598.99
July	0.00	0.00	0.00	0.00
August	0.00	0.00	0.00	0.00
September	0.00	0.00	0.00	0.00
October	0.00	0.00	0.00	0.00
November	0.00	0.00	0.00	0.00
December	0.00	0.00	0.00	0.00
2024 AUSF Subtotal	\$0.00	\$6,134,394.42	\$12,059.69	\$6,146,454.11
Total AUSF to Date	\$1,000.00	\$324,787,693.75	\$533,830.70	\$325,320,524.45

Alaska Universal Service Administrative Company

AUSF Distribution

June-24

Support Shortage Detail							
Distribution Priority	Support Period		AUSAC Admin Fee	ENS Nonpooling Support	ENS Pooling Support	Adjustments	Totals
Month 7 (Dropped from Shortage List)	See Prior Year Shortage Section November-23	Support Shortage		-	-	-	-
		Shortage Paid		-	-	-	-
		% Payment					
		Remaining Support Not Recoverable		-	-	-	-
Month 6 (Oldest)	See Prior Year Shortage Section December-23	Support Shortage		-	-	-	-
		Shortage Paid		-	-	-	-
		% Payment		0.00%	0.00%	0.00%	0.00%
		Remaining Support Shortage		-	-	-	-
Month 5	January-24	Support Shortage		(823,916.41)	(230,652.91)	-	(1,054,569.32)
		Shortage Paid		2,334.49	653.53	-	2,988.02
		% Payment		0.28%	0.28%	0.28%	0.28%
		Remaining Support Shortage		(821,581.92)	(229,999.38)	-	(1,051,581.30)
Month 4	February-24	Support Shortage		(823,916.41)	(230,652.91)	-	(1,054,569.32)
		Shortage Paid		-	-	-	-
		% Payment		0.00%	0.00%	0.00%	0.00%
		Remaining Support Shortage		(823,916.41)	(230,652.91)	-	(1,054,569.32)
Month 3	March-24	Support Shortage		(823,916.41)	(230,652.91)	-	(1,054,569.32)
		Shortage Paid		-	-	-	-
		% Payment		0.00%	0.00%	0.00%	0.00%
		Remaining Support Shortage		(823,916.41)	(230,652.91)	-	(1,054,569.32)
Month 2	April-24	Support Shortage		(823,916.41)	(230,652.91)	-	(1,054,569.32)
		Shortage Paid		-	-	-	-
		% Payment		0.00%	0.00%	0.00%	0.00%
		Remaining Support Shortage		(823,916.41)	(230,652.91)	-	(1,054,569.32)
Month 1 (Newest)	May-24	Support Shortage		(823,916.41)	(230,652.91)	-	(1,054,569.32)
		Shortage Paid		-	-	-	-
		% Payment		0.00%	0.00%	0.00%	0.00%
		Remaining Support Shortage		(823,916.41)	(230,652.91)	-	(1,054,569.32)
Current Period	June-24	Current Support Due	(16,540.89)	(823,916.41)	(230,652.91)	-	(1,071,110.21)
		Current Distribution Paid	16,540.89	-	-	-	16,540.89
		% Payment	100.00%	0.00%	0.00%	0.00%	0.00%
		Support Shortage	-	(823,916.41)	(230,652.91)	-	(1,054,569.32)
Total Distribution			16,540.89	2,334.49	653.53	-	19,528.91
Total Support Shortage			-	(4,941,163.97)	(1,383,263.93)	-	(6,324,427.90)

Alaska Universal Service Administrative Company

AUSF Distribution

June-24

Current Distribution by Company	Distribution Breakdown										
	Monthly Support	Percent of Support	Support Distribution Made on July 30, 2024								
			See Prior Year Shortage Section December-23 Period	Jan 2024 Period	Feb 2024 Period	Mar 2024 Period	Apr 2024 Period	May 2024 Period	Total Shortage Distribution	Current Period	
			Pool ENS Dist	NP ENS Dist							
ENS											
Pooled											
AECA: Pooling Co. ENS	\$230,652.91	100.00%	-	653.53	-	-	-	-	-	653.53	-
Pooled Subtotal	\$ 230,652.91	100.00%	-	653.53	-	-	-	-	-	653.53	-
NonPooled											
ACSA - Ft. Wainwright	\$ 9,112.83	1.11%	-	25.83	-	-	-	-	-	25.83	-
ACS - Fairbanks	62,802.58	7.62%	-	177.95	-	-	-	-	-	177.95	-
ACSA - Juneau	3,555.17	0.43%	-	10.07	-	-	-	-	-	10.07	-
ACSN - Glacier State	130,042.50	15.78%	-	368.46	-	-	-	-	-	368.46	-
ACSN - Sitka	9,176.83	1.11%	-	26.00	-	-	-	-	-	26.00	-
ASTAC	32,486.75	3.94%	-	92.05	-	-	-	-	-	92.05	-
CORDOVA	23,813.50	2.89%	-	67.47	-	-	-	-	-	67.47	-
CVTC	106,590.25	12.94%	-	302.01	-	-	-	-	-	302.01	-
INTERIOR	51,744.17	6.28%	-	146.61	-	-	-	-	-	146.61	-
KPU	43,673.08	5.30%	-	123.74	-	-	-	-	-	123.74	-
MTA	242,322.00	29.41%	-	686.60	-	-	-	-	-	686.60	-
MUKLUK	15,907.08	1.93%	-	45.07	-	-	-	-	-	45.07	-
GCI	92,689.67	11.25%	-	262.63	-	-	-	-	-	262.63	-
NonPooled Subtotal	\$ 823,916.41	100.00%	-	2,334.49	-	-	-	-	-	2,334.49	-
ENS Distribution Total	\$ 1,054,569.32		-	2,988.02	-	-	-	-	-	2,988.02	-

Alaska Universal Service Administrative Company

AUSF Distribution

June-24

Current Distribution by Company	ENS					Total Distribution
	Current Support Due	Current Support Distribution	Current Month Support Shortage	Current Year Support Shortage Dist	Prior Year Support Shortage Dist & Adjustments	
AECA: Pooling Co. ENS	230,652.91	0.00	(230,652.91)	653.53	227,262.95	227,916.48
ACSA - Ft. Wainwright	9,112.83	0.00	(9,112.83)	25.83	8,978.86	9,004.69
ACS - Fairbanks	62,802.58	0.00	(62,802.58)	177.95	61,879.59	62,057.54
ACSA - Juneau	3,555.17	0.00	(3,555.17)	10.07	3,502.90	3,512.97
ACSN - Glacier State	130,042.50	0.00	(130,042.50)	368.46	128,131.21	128,499.67
ACSN - Sitka	9,176.83	0.00	(9,176.83)	26.00	9,041.99	9,067.99
ASTAC	32,486.75	0.00	(32,486.75)	92.05	32,009.28	32,101.33
CORDOVA	23,813.50	0.00	(23,813.50)	67.47	23,463.50	23,530.97
CVTC	106,590.25	0.00	(106,590.25)	302.01	105,023.67	105,325.68
INTERIOR	51,744.17	0.00	(51,744.17)	146.61	50,983.68	51,130.29
KPU	43,673.08	0.00	(43,673.08)	123.74	43,031.21	43,154.95
MTA	242,322.00	0.00	(242,322.00)	686.60	238,760.55	239,447.15
MUKLUK	15,907.08	0.00	(15,907.08)	45.07	15,673.29	15,718.36
GCI	92,689.67	0.00	(92,689.67)	262.63	91,327.40	91,590.03
Total Current Distribution	\$1,054,569.32	\$0.00	(\$1,054,569.32)	\$2,988.02	\$1,039,070.08	\$1,042,058.10

Alaska Universal Service Administrative Company

AUSF Distribution

June-24

Nonpooling Companies - ENS Company	ENS Support			Jan-24			FIRST QTR		Apr-24	
	Annual 2024*	1/12 Annual	Percent of Support	Shortage Dist 7/30/2024	Distribution Total	Remaining Shortage	Distribution Total	Remaining Shortage	Distribution Total	Remaining Shortage
NonPooling Company ENS Distribution				2,334.49	2,334.49				0.00	
ACS-FTW	109,354	9,112.83	1.11%	25.83	25.83	(9,087.00)	25.83	(27,312.66)	0.00	(9,112.83)
ACS-Fairbanks	753,631	62,802.58	7.62%	177.95	177.95	(62,624.63)	177.95	(188,229.79)	0.00	(62,802.58)
ACS-Juneau	42,662	3,555.17	0.43%	10.07	10.07	(3,545.10)	10.07	(10,655.44)	0.00	(3,555.17)
ACS-GST	1,560,510	130,042.50	15.78%	368.46	368.46	(129,674.04)	368.46	(389,759.04)	0.00	(130,042.50)
ACS-Sitka	110,122	9,176.83	1.11%	26.00	26.00	(9,150.83)	26.00	(27,504.49)	0.00	(9,176.83)
ASTAC	389,841	32,486.75	3.94%	92.05	92.05	(32,394.70)	92.05	(97,368.20)	0.00	(32,486.75)
Cordova	285,762	23,813.50	2.89%	67.47	67.47	(23,746.03)	67.47	(71,373.03)	0.00	(23,813.50)
CVTC	1,279,083	106,590.25	12.94%	302.01	302.01	(106,288.24)	302.01	(319,468.74)	0.00	(106,590.25)
Interior	620,930	51,744.17	6.28%	146.61	146.61	(51,597.56)	146.61	(155,085.90)	0.00	(51,744.17)
KPU	524,077	43,673.08	5.30%	123.74	123.74	(43,549.34)	123.74	(130,895.50)	0.00	(43,673.08)
MTA	2,907,864	242,322.00	29.41%	686.60	686.60	(241,635.40)	686.60	(726,279.40)	0.00	(242,322.00)
Mukluk	190,885	15,907.08	1.93%	45.07	45.07	(15,862.01)	45.07	(47,676.17)	0.00	(15,907.08)
GCI	1,112,276	92,689.67	11.25%	262.63	262.63	(92,427.04)	262.63	(277,806.38)	0.00	(92,689.67)
Total	\$ 9,886,997.00	\$ 823,916.41	100.00%	\$2,334.49	\$2,334.49	(\$821,581.92)	\$2,334.49	(\$2,469,414.74)	\$0.00	(\$823,916.41)

* From TA42-998 filed 10/02/2023 - effective January 1, 2024.

Alaska Universal Service Administrative Company

AUSF Distribution

June-24

Nonpooling Companies - ENS Company	ENS Support			May-24		Jun-24			YTD ENS Support	YTD ENS Shortage Drop Off (Not Paid)
	Annual 2024*	1/12 Annual	Percent of Support	Distribution Total	Remaining Shortage	Original Distribution	Distribution Total	Remaining Shortage		
NonPooling Company ENS Distribution				0.00		0.00	0.00			
ACS-FTW	109,354	9,112.83	1.11%	0.00	(9,112.83)	0.00	0.00	(9,112.83)	25.83	0.00
ACS-Fairbanks	753,631	62,802.58	7.62%	0.00	(62,802.58)	0.00	0.00	(62,802.58)	177.95	0.00
ACS-Juneau	42,662	3,555.17	0.43%	0.00	(3,555.17)	0.00	0.00	(3,555.17)	10.07	0.00
ACS-GST	1,560,510	130,042.50	15.78%	0.00	(130,042.50)	0.00	0.00	(130,042.50)	368.46	0.00
ACS-Sitka	110,122	9,176.83	1.11%	0.00	(9,176.83)	0.00	0.00	(9,176.83)	26.00	0.00
ASTAC	389,841	32,486.75	3.94%	0.00	(32,486.75)	0.00	0.00	(32,486.75)	92.05	0.00
Cordova	285,762	23,813.50	2.89%	0.00	(23,813.50)	0.00	0.00	(23,813.50)	67.47	0.00
CVTC	1,279,083	106,590.25	12.94%	0.00	(106,590.25)	0.00	0.00	(106,590.25)	302.01	0.00
Interior	620,930	51,744.17	6.28%	0.00	(51,744.17)	0.00	0.00	(51,744.17)	146.61	0.00
KPU	524,077	43,673.08	5.30%	0.00	(43,673.08)	0.00	0.00	(43,673.08)	123.74	0.00
MTA	2,907,864	242,322.00	29.41%	0.00	(242,322.00)	0.00	0.00	(242,322.00)	686.60	0.00
Mukluk	190,885	15,907.08	1.93%	0.00	(15,907.08)	0.00	0.00	(15,907.08)	45.07	0.00
GCI	1,112,276	92,689.67	11.25%	0.00	(92,689.67)	0.00	0.00	(92,689.67)	262.63	0.00
Total	\$ 9,886,997.00	\$ 823,916.41	100.00%	\$0.00	(\$823,916.41)	\$0.00	\$0.00	(\$823,916.41)	\$2,334.49	\$0.00

* From TA42-998 filed 10/02/2023 - effective January 1, 2024.

Alaska Universal Service Administrative Company

AUSF Distribution

June-24

POOLING Companies - ENS 1st & 2nd Qtr	ENS Support		Percent of Support	Jan-24			FIRST QTR		Apr-24		May-24	
	Annual 2024**	1/12 Annual		Shortage Dist 7/30/24	Distribution Total	Remaining Shortage	Distribution Total	Remaining Shortage	Distribution Total	Remaining Shortage	Distribution Total	Remaining Shortage
Pooling Company ENS Distributions				653.53	653.53				0.00		0.00	
Adak Eagle Enterprises	278,695.00	23,224.58	10.07%	65.81	65.81	(23,158.77)	65.81	(69,607.93)	0.00	(23,224.58)	0.00	(23,224.58)
ATC	430,988.00	35,915.67	15.57%	101.77	101.77	(35,813.90)	101.77	(107,645.24)	0.00	(35,915.67)	0.00	(35,915.67)
BBTC	166,489.00	13,874.08	6.02%	39.31	39.31	(13,834.77)	39.31	(41,582.93)	0.00	(13,874.08)	0.00	(13,874.08)
Bettles	2,053.00	171.08	0.07%	0.48	0.48	(170.60)	0.48	(512.76)	0.00	(171.08)	0.00	(171.08)
Bush-Tell	128,201.00	10,683.42	4.63%	30.27	30.27	(10,653.15)	30.27	(32,019.99)	0.00	(10,683.42)	0.00	(10,683.42)
Nushagak	209,977.00	17,498.08	7.59%	49.58	49.58	(17,448.50)	49.58	(52,444.66)	0.00	(17,498.08)	0.00	(17,498.08)
OTZ	296,258.00	24,688.17	10.70%	69.95	69.95	(24,618.22)	69.95	(73,994.56)	0.00	(24,688.17)	0.00	(24,688.17)
Summit	123,320.00	10,276.67	4.46%	29.12	29.12	(10,247.55)	29.12	(30,800.89)	0.00	(10,276.67)	0.00	(10,276.67)
United KUC	122,223.00	10,185.25	4.42%	28.86	28.86	(10,156.39)	28.86	(30,526.89)	0.00	(10,185.25)	0.00	(10,185.25)
United Utilities	746,005.00	62,167.08	26.95%	176.14	176.14	(61,990.94)	176.14	(186,325.10)	0.00	(62,167.08)	0.00	(62,167.08)
Yukon	33,833.00	2,819.42	1.22%	7.99	7.99	(2,811.43)	7.99	(8,450.27)	0.00	(2,819.42)	0.00	(2,819.42)
Subtotal	\$ 2,538,042.00	\$ 211,503.50	91.70%	599.28	599.28	(210,904.22)	599.28	(633,911.22)	0.00	(211,503.50)	0.00	(211,503.50)
Average Schedule Companies												
Circle Telephone Co.	13,740.00	1,145.00	0.50%	3.24	3.24	(1,141.76)	3.24	(3,431.76)	0.00	(1,145.00)	0.00	(1,145.00)
North Country Telephone	36,562.00	3,046.83	1.32%	8.63	8.63	(3,038.20)	8.63	(9,131.86)	0.00	(3,046.83)	0.00	(3,046.83)
Subtotal	50,302.00	4,191.83	1.82%	11.87	11.87	(4,179.96)	11.87	(12,563.62)	0.00	(4,191.83)	0.00	(4,191.83)
Company subtotal	2,588,344.00	215,695.33		611.15	611.15		611.15	(646,474.84)	0.00		0.00	
AECA ENS Admin fee	179,491.00	14,957.58	6.48%	42.38	42.38	(14,915.20)	42.38	(44,830.36)	0.00	(14,957.58)	0.00	(14,957.58)
Total	\$2,767,835.00	\$230,652.91	100.00%	\$653.53	\$653.53	(\$229,999.38)	\$653.53	(\$691,305.20)	\$0.00	(\$230,652.91)	\$0.00	(\$230,652.91)

**From TA41-998 filed 08/01/2023 - effective July 1, 2023, AECA Admin fee from U-21-008 filed 1/04/2023

Total ENS including Nonpooling and Pooling

\$2,988.02

\$2,988.02

\$2,988.02

\$0.00

\$0.00

Alaska Universal Service Administrative Company

AUSF Distribution

June-24

POOLING Companies - ENS 1st & 2nd Qtr	ENS Support		Percent of Support	Jun-24			YTD ENS Support	YTD ENS Shortage Drop Off (Not Paid)
	Annual 2024**	1/12 Annual		Original Distribution	Distribution Total	Remaining Shortage		
Company								
Pooling Company ENS Distributions				0.00	0.00			
Adak Eagle Enterprises	278,695.00	23,224.58	10.07%	0.00	0.00	(23,224.58)	65.81	0.00
ATC	430,988.00	35,915.67	15.57%	0.00	0.00	(35,915.67)	101.77	0.00
BBTC	166,489.00	13,874.08	6.02%	0.00	0.00	(13,874.08)	39.31	0.00
Bettles	2,053.00	171.08	0.07%	0.00	0.00	(171.08)	0.48	0.00
Bush-Tell	128,201.00	10,683.42	4.63%	0.00	0.00	(10,683.42)	30.27	0.00
Nushagak	209,977.00	17,498.08	7.59%	0.00	0.00	(17,498.08)	49.58	0.00
OTZ	296,258.00	24,688.17	10.70%	0.00	0.00	(24,688.17)	69.95	0.00
Summit	123,320.00	10,276.67	4.46%	0.00	0.00	(10,276.67)	29.12	0.00
United KUC	122,223.00	10,185.25	4.42%	0.00	0.00	(10,185.25)	28.86	0.00
United Utilities	746,005.00	62,167.08	26.95%	0.00	0.00	(62,167.08)	176.14	0.00
Yukon	33,833.00	2,819.42	1.22%	0.00	0.00	(2,819.42)	7.99	0.00
Subtotal	\$ 2,538,042.00	\$ 211,503.50	91.70%	0.00	0.00	(211,503.50)	599.28	0.00
Average Schedule Companies								
Circle Telephone Co.	13,740.00	1,145.00	0.50%	0.00	0.00	(1,145.00)	3.24	0.00
North Country Telephone	36,562.00	3,046.83	1.32%	0.00	0.00	(3,046.83)	8.63	0.00
Subtotal	50,302.00	4,191.83	1.82%	0.00	0.00	(4,191.83)	11.87	0.00
Company subtotal	2,588,344.00	215,695.33		0.00	0.00		611.15	
AECA ENS Admin fee	179,491.00	14,957.58	6.48%	0.00	0.00	(14,957.58)	42.38	0.00
Total	\$2,767,835.00	\$230,652.91	100.00%	\$0.00	\$0.00	(\$230,652.91)	\$653.53	\$0.00

**From TA41-998 filed 08/01/2023 - effective July 1, 2023, AECA Admin fee from U-21-008 filed 1/04/2023

Total ENS including Nonpooling and Pooling

\$0.00

\$0.00

Alaska Universal Service Administrative Company

Intrastate End User Revenues - Trends

AUSF Distribution

June-24

Date	# of Cos.	Local	Wireless	IXC	Payphone	Other	Uncollectible	VOIP	Total Revenue
Jan-23	121	5,139,531	4,086,851	828,340	1,264	12,725	(23,881)	317,040	10,361,869
Feb-23	121	5,092,394	3,862,478	855,229	1,577	12,079	(22,223)	291,108	10,092,642
Mar-23	118	5,239,586	4,246,729	829,241	1,530	12,814	(24,309)	369,910	10,675,502
Apr-23	121	5,159,692	3,909,652	884,646	1,554	10,795	(19,261)	333,541	10,280,618
May-23	124	5,163,534	4,101,970	852,481	1,554	10,674	(18,686)	384,370	10,495,896
Jun-23	122	5,140,075	4,223,441	870,874	1,554	12,994	(23,250)	353,739	10,579,427
Jul-23	122	5,193,568	4,143,483	916,683	1,554	12,934	(20,657)	403,425	10,650,990
Aug-23	122	5,145,190	4,186,235	874,451	1,554	15,741	(20,608)	420,944	10,623,507
Sep-23	124	5,105,729	4,077,862	944,497	1,554	18,830	(21,755)	358,392	10,485,108
Oct-23	124	5,080,186	4,196,772	914,355	1,554	13,452	(21,145)	363,973	10,549,146
Nov-23	126	5,075,682	4,113,231	878,359	1,554	13,655	(20,085)	376,853	10,439,249
Dec-23	128	5,133,209	4,195,000	810,236	1,554	12,801	(23,244)	346,119	10,475,676
YTD Total 2023		\$ 61,668,375	\$ 49,343,703	\$ 10,459,392	\$ 18,357	\$ 159,494	\$ (259,104)	\$ 4,319,413	\$ 125,709,631

Adjustments to prior periods are reflected in the period they apply to, not the period in which they were made.

Date	# of Cos.	Local	Wireless	IXC	Payphone	Other	Uncollectible	VOIP	Total Revenue
Jan-24	127	5,007,786	4,181,909	777,388	1,554	9,727	(19,752)	317,899	10,276,511
Feb-24	125	4,933,892	3,823,487	838,593	1,554	12,758	(15,455)	337,346	9,932,174
Mar-24	124	5,043,514	4,079,122	720,595	1,554	15,161	(15,671)	343,725	10,188,000
Apr-24	124	5,037,083	3,969,307	859,277	1,554	13,043	(15,563)	333,895	10,198,595
May-24	126	5,046,488	4,053,077	776,660	1,554	12,640	(15,739)	365,548	10,240,228
Jun-24	123	5,019,369	3,961,934	865,614	1,554	13,150	(15,182)	323,274	10,169,712
Jul-24									
Aug-24									
Sep-24									
Oct-24									
Nov-24									
Dec-24									
YTD Total 2024		\$ 30,088,132	\$ 24,068,836	\$ 4,838,127	\$ 9,324	\$ 76,478	\$ (97,363)	\$ 2,021,686	\$ 61,005,220

Adjustments to prior periods are reflected in the period they apply to, not the period in which they were made.

Alaska Universal Service Administrative Company

Intrastate End User Revenues - Variance Analysis

AUSF Distribution

June-24

2024 Month over Month - Variances	# of Cos.	Local	Wireless	IXC	Payphone	Other	Uncollectible	VOIP	Total Revenue
Jan	-1%	-2%	0%	-4%	0%	-24%	-15%	-8%	-2%
Feb	-2%	-1%	-9%	8%	0%	31%	-22%	6%	-3%
Mar	-1%	2%	7%	-14%	0%	19%	1%	2%	3%
Apr	0%	0%	-3%	19%	0%	-14%	-1%	-3%	0%
May	2%	0%	2%	-10%	0%	-3%	1%	9%	0%
Jun	-2%	-1%	-2%	11%	0%	4%	-4%	-12%	-1%
Jul									
Aug									
Sep									
Oct									
Nov									
Dec									

2024 Year over Year - Variances	# of Cos.	Local	Wireless	IXC	Payphone	Other	Uncollectible	VOIP	Total Revenue
Jan	5%	-3%	2%	-6%	23%	-24%	-17%	0%	-1%
Feb	3%	-3%	-1%	-2%	-1%	6%	-30%	16%	-2%
Mar	5%	-4%	-4%	-13%	2%	18%	-36%	-7%	-5%
Apr	2%	-2%	2%	-3%	0%	21%	-19%	0%	-1%
May	2%	-2%	-1%	-9%	0%	18%	-16%	-5%	-2%
Jun	1%	-2%	-6%	-1%	0%	1%	-35%	-9%	-4%
Jul									
Aug									
Sep									
Oct									
Nov									
Dec									
YTD Total*		-3%	-1%	-6%	3%	6%	-26%	-1%	-2%

* YTD June

Prior Year Support Detail
2023

Alaska Universal Service Administrative Company

AUSF Distribution

June-24

2023 Year-To-Date Summary for rate in effect Jan 2023

	Total	YE 2023	2023 Paid in 2024
AUSF FUNDS			
Prior Year Balance	\$0.00		
YTD Remittance	\$12,590,317.92	\$12,590,317.92	0.00
YTD Interest on Investments and misc items	\$6,218.16	\$6,218.16	0.00
YTD Prior Year Distribution	\$6,201,908.14	\$6,201,908.14	0.00
YTD Current Year Distribution	\$12,488,945.80	\$6,394,627.94	6,094,317.86
AUSF Balance (Current yr. shortage paid in following yr.)	(\$6,094,317.86)		
	(\$6,094,317.86)		
AUSAC ADMINISTRATION			
Proposed Budget	\$119,888.00		
YTD Distribution	\$104,438.20	\$104,438.20	0
% Distributed	87.11%		
Essential Network Support - Nonpooling Companies			
Annual Support	\$18,030,818.00		
YTD Distribution	\$9,707,482.61	\$4,946,099.55	4,761,383.06
% Distributed	53.84%		
Essential Network Support - Pooling Companies			
Annual Support	\$4,899,830.00		
YTD Distribution	\$2,677,024.99	\$1,344,090.19	1,332,934.80
% Distributed	54.64%		
TOTAL			
Total Support Estimate	\$23,050,536.00		
YTD Distribution	\$12,488,945.80		
% Distributed	54.18%		
GROSS ANNUAL END USER REVENUES			
Filed Annual End User Revenues	\$124,211,165		
YTD End User Revenues (YTD Dec 23)	\$125,586,114		
% Reported	101.11%		

Alaska Universal Service Administrative Company

AUSF Distribution

June-24

Support Shortage Detail								
Distribution Priority	Support Period		AUSAC Admin Fee	ENS Nonpooling Support	ENS Pooling Support	Adjustments	Totals	
Month 7 (Dropped from Shortage List)	November-23	Support Shortage		-	-	-	-	
		Shortage Paid		-	-	-	-	
		% Payment						
		Remaining Support Not Recoverable		-	-	-	-	
Month 6 (Oldest)	December-23	Support Shortage		(811,807.13)	(227,262.95)	-	(1,039,070.08)	
		Shortage Paid		811,807.13	227,262.95	-	1,039,070.08	
		% Payment		100.00%	100.00%	100.00%	100.00%	
		Remaining Support Shortage		-	-	-	-	
Month 5	N/A	Support Shortage		-	-	-	-	
		Shortage Paid		-	-	-	-	
		% Payment		0.00%	0.00%	0.00%	0.00%	
		Remaining Support Shortage		-	-	-	-	
Month 4	N/A	Support Shortage		-	-	-	-	
		Shortage Paid		-	-	-	-	
		% Payment		0.00%	0.00%	0.00%	0.00%	
		Remaining Support Shortage		-	-	-	-	
Month 3	N/A	Support Shortage		-	-	-	-	
		Shortage Paid		-	-	-	-	
		% Payment		0.00%	0.00%	0.00%	0.00%	
		Remaining Support Shortage		-	-	-	-	
Month 2	N/A	Support Shortage		-	-	-	-	
		Shortage Paid		-	-	-	-	
		% Payment		0.00%	0.00%	0.00%	0.00%	
		Remaining Support Shortage		-	-	-	-	
Month 1 (Newest)	N/A	Support Shortage		-	-	-	-	
		Shortage Paid		-	-	-	-	
		% Payment		0.00%	0.00%	0.00%	0.00%	
		Remaining Support Shortage		-	-	-	-	
Current Period	N/A	Current Support Due		-	-	-	-	
		Current Distribution Paid		-	-	-	-	
		% Payment		0.00%	0.00%	0.00%	0.00%	
		Support Shortage		-	-	-	-	
Total Distribution				-	811,807.13	227,262.95	-	1,039,070.08
Total Support Shortage				-	-	-	-	

Alaska Universal Service Administrative Company

AUSF Distribution

June-24

Current Distribution by Company	Distribution Breakdown											
	Monthly Support	Percent of Support	Support Distribution Made on July 30, 2024								Total Shortage Distribution	Current Period
			Dec 2023 Period	N/A Period	N/A Period	N/A Period	N/A Period	N/A Period	N/A Period	N/A Period		
			\$ 227,262.95	\$ -	\$ -	\$ -	\$ -	\$ -	\$ -	\$ -	\$ 227,262.95	\$ -
			\$ 811,807.13	\$ -	\$ -	\$ -	\$ -	\$ -	\$ -	\$ -	\$ 811,807.13	\$ -
ENS												
Pooled												
AECA: Pooling Co. ENS	\$230,652.91	100.00%	227,262.95	-	-	-	-	-	-	-	227,262.95	-
Pooled Subtotal	\$ 230,652.91	100.00%	227,262.95	-	-	-	-	-	-	-	227,262.95	-
NonPooled												
ACSA - Ft. Wainwright	\$ 16,618.92	1.11%	8,978.86	-	-	-	-	-	-	-	8,978.86	-
ACS - Fairbanks	114,532.50	7.62%	61,879.59	-	-	-	-	-	-	-	61,879.59	-
ACSA - Juneau	6,483.50	0.43%	3,502.90	-	-	-	-	-	-	-	3,502.90	-
ACSN - Glacier State	237,157.17	15.78%	128,131.21	-	-	-	-	-	-	-	128,131.21	-
ACSN - Sitka	16,735.75	1.11%	9,041.99	-	-	-	-	-	-	-	9,041.99	-
ASTAC	59,245.75	3.94%	32,009.28	-	-	-	-	-	-	-	32,009.28	-
CORDOVA	43,428.42	2.89%	23,463.50	-	-	-	-	-	-	-	23,463.50	-
CVTC	194,387.58	12.94%	105,023.67	-	-	-	-	-	-	-	105,023.67	-
INTERIOR	94,365.33	6.28%	50,983.68	-	-	-	-	-	-	-	50,983.68	-
KPU	79,646.17	5.30%	43,031.21	-	-	-	-	-	-	-	43,031.21	-
MTA	441,920.25	29.41%	238,760.55	-	-	-	-	-	-	-	238,760.55	-
MUKLUK	29,009.58	1.93%	15,673.29	-	-	-	-	-	-	-	15,673.29	-
GCI	169,037.25	11.25%	91,327.40	-	-	-	-	-	-	-	91,327.40	-
NonPooled Subtotal	\$ 1,502,568.17	100.00%	811,807.13	-	-	-	-	-	-	-	811,807.13	-
ENS Distribution Total	\$ 1,733,221.08		1,039,070.08	-	-	-	-	-	-	-	1,039,070.08	-

Alaska Universal Service Administrative Company

AUSF Distribution

June-24

Nonpooling Companies - ENS	ENS Support Jul-Dec 2023			ENS Support Jan-Jun 2023		FIRST QTR		SECOND QTR		THIRD QTR		Oct-23	
	Annual 2023*	1/12 Annual	Percent of Support	Annual 2023**	1/12 Annual	Distribution Total	Remaining Shortage	Distribution Total	Remaining Shortage	Distribution Total	Remaining Shortage	Distribution Total	Remaining Shortage
NonPooling Company ENS Distribution												823,916.41	
ACS-FTW	109,354	9,112.83	1.11%	199,427	16,618.92	27,564.99	(22,291.77)	27,140.58	(22,716.18)	25,324.22	(2,014.27)	9,112.83	0.00
ACS-Fairbanks	753,631	62,802.58	7.62%	1,374,390	114,532.50	189,969.46	(153,628.04)	187,044.48	(156,553.02)	174,526.09	(13,881.65)	62,802.58	0.00
ACS-Juneau	42,662	3,555.17	0.43%	77,802	6,483.50	10,753.86	(8,696.64)	10,588.29	(8,862.21)	9,879.69	(785.82)	3,555.17	0.00
ACS-GST	1,560,510	130,042.50	15.78%	2,845,886	237,157.17	393,361.02	(318,110.49)	387,304.38	(324,167.13)	361,383.40	(28,744.10)	130,042.50	0.00
ACS-Sitka	110,122	9,176.83	1.11%	200,829	16,735.75	27,758.78	(22,448.47)	27,331.36	(22,875.89)	25,502.08	(2,028.41)	9,176.83	0.00
ASTAC	389,841	32,486.75	3.94%	710,949	59,245.75	98,268.03	(79,469.22)	96,754.98	(80,982.27)	90,279.50	(7,180.75)	32,486.75	0.00
Cordova	285,762	23,813.50	2.89%	521,141	43,428.42	72,032.59	(58,252.67)	70,923.50	(59,361.76)	66,176.85	(5,263.65)	23,813.50	0.00
CVTC	1,279,083	106,590.25	12.94%	2,332,651	194,387.58	322,421.19	(260,741.55)	317,456.82	(265,705.92)	296,210.44	(23,560.31)	106,590.25	0.00
Interior	620,930	51,744.17	6.28%	1,132,384	94,365.33	156,519.16	(126,576.83)	154,109.22	(128,986.77)	143,795.17	(11,437.34)	51,744.17	0.00
KPU	524,077	43,673.08	5.30%	955,754	79,646.17	132,105.21	(106,833.30)	130,071.17	(108,867.34)	121,365.91	(9,653.33)	43,673.08	0.00
MTA	2,907,864	242,322.00	29.41%	5,303,043	441,920.25	732,991.54	(592,769.21)	721,705.56	(604,055.19)	673,404.05	(53,561.95)	242,322.00	0.00
Mukluk	190,885	15,907.08	1.93%	348,115	29,009.58	48,116.77	(38,911.97)	47,375.92	(39,652.82)	44,205.20	(3,516.04)	15,907.08	0.00
GCI	1,112,276	92,689.67	11.25%	2,028,447	169,037.25	280,373.82	(226,737.93)	276,056.87	(231,054.88)	257,581.23	(20,487.78)	92,689.67	0.00
Total	\$ 9,886,997.00	\$ 823,916.41	100.00%	\$ 18,030,818.00	\$ 1,502,568.17	\$2,492,236.42	(\$2,015,468.09)	\$2,453,863.13	(\$2,053,841.38)	\$2,289,633.83	(\$182,115.40)	\$823,916.41	\$0.00

* From TA41-998 filed 08/01/2023 - effective July 1, 2023.

Alaska Universal Service Administrative Company

AUSF Distribution

June-24

Nonpooling Companies - ENS	ENS Support Jul-Dec 2023			ENS Support Jan-Jun 2023		Nov-23		Dec-23				FOURTH QTR		YTD ENS Support	YTD ENS Shortage Drop Off (Not Paid)
	Annual 2023*	1/12 Annual	Percent of Support	Annual 2023**	1/12 Annual	Distribution Total	Remaining Shortage	Shortage Dist 06/28/2024	Shortage Dist 07/30/2024	Distribution Total	Remaining Shortage	Distribution Total	Remaining Shortage		
NonPooling Company ENS Distribution						823,916.41		12,109.28	811,807.13	823,916.41					
ACS-FTW	109,354	9,112.83	1.11%	199,427	16,618.92	9,112.83	0.00	133.94	8,978.89	9,112.83	0.00	27,338.49	0.00	107,368.28	(47,022.22)
ACS-Fairbanks	753,631	62,802.58	7.62%	1,374,390	114,532.50	62,802.58	0.00	923.03	61,879.55	62,802.58	0.00	188,407.74	0.00	739,947.77	(324,062.71)
ACS-Juneau	42,662	3,555.17	0.43%	77,802	6,483.50	3,555.17	0.00	52.25	3,502.92	3,555.17	0.00	10,665.51	0.00	41,887.35	(18,344.67)
ACS-GST	1,560,510	130,042.50	15.78%	2,845,886	237,157.17	130,042.50	0.00	1,911.26	128,131.24	130,042.50	0.00	390,127.50	0.00	1,532,176.30	(671,021.72)
ACS-Sitka	110,122	9,176.83	1.11%	200,829	16,735.75	9,176.83	0.00	134.87	9,041.96	9,176.83	0.00	27,530.49	0.00	108,122.71	(47,352.77)
ASTAC	389,841	32,486.75	3.94%	710,949	59,245.75	32,486.75	0.00	477.46	32,009.29	32,486.75	0.00	97,460.25	0.00	382,762.76	(167,632.24)
Cordova	285,762	23,813.50	2.89%	521,141	43,428.42	23,813.50	0.00	349.99	23,463.51	23,813.50	0.00	71,440.50	0.00	280,573.44	(122,878.08)
CVTC	1,279,083	106,590.25	12.94%	2,332,651	194,387.58	106,590.25	0.00	1,566.58	105,023.67	106,590.25	0.00	319,770.75	0.00	1,255,859.20	(550,007.78)
Interior	620,930	51,744.17	6.28%	1,132,384	94,365.33	51,744.17	0.00	760.50	50,983.67	51,744.17	0.00	155,232.51	0.00	609,656.06	(267,000.94)
KPU	524,077	43,673.08	5.30%	955,754	79,646.17	43,673.08	0.00	641.87	43,031.21	43,673.08	0.00	131,019.24	0.00	514,561.53	(225,353.97)
MTA	2,907,864	242,322.00	29.41%	5,303,043	441,920.25	242,322.00	0.00	3,561.46	238,760.54	242,322.00	0.00	726,966.00	0.00	2,855,067.15	(1,250,386.35)
Mukluk	190,885	15,907.08	1.93%	348,115	29,009.58	15,907.08	0.00	233.79	15,673.29	15,907.08	0.00	47,721.24	0.00	187,419.13	(82,080.83)
GCI	1,112,276	92,689.67	11.25%	2,028,447	169,037.25	92,689.67	0.00	1,362.28	91,327.39	92,689.67	0.00	278,069.01	0.00	1,092,080.93	(478,280.59)
Total	\$ 9,886,997.00	\$ 823,916.41	100.00%	\$ 18,030,818.00	\$ 1,502,568.17	\$823,916.41	\$0.00	\$12,109.28	\$811,807.13	\$823,916.41	\$0.00	\$2,471,749.23	\$0.00	\$9,707,482.61	(\$4,251,424.87)

* From TA41-998 filed 08/01/2023 - effective July 1, 2023.

Alaska Universal Service Administrative Company

AUSF Distribution

June-24

POOLING Companies - ENS 1st & 2nd Qtr		ENS Support		Percent of Support	FIRST QTR		SECOND QTR		POOLING Companies - ENS 3rd & 4th Qtr		ENS Support		Percent of Support	THIRD QTR		Oct-23	
Company	Annual 2023*	1/12 Annual	Current Distribution		Remaining Shortage	Current Distribution	Remaining Shortage	Company	Annual 2023**	1/12 Annual	Current Distribution	Remaining Shortage		Distribution Total	Remaining Shortage		
Pooling Company ENS Distributions								Pooling Company ENS Distributions									
Adak Eagle Enterprises	508,254.00	42,354.50	10.39%	70,365.41	(56,698.09)	69,281.97	(57,781.53)	Adak Eagle Enterprises	278,695.00	23,224.58	10.07%	64,540.26	(5,133.48)	23,224.58	0.00		
ATC	785,988.00	65,499.00	16.07%	108,816.39	(87,680.61)	107,140.93	(89,356.07)	ATC	430,988.00	35,915.67	15.57%	99,808.34	(7,938.67)	35,915.67	0.00		
BBTC	303,625.00	25,302.08	6.21%	42,035.47	(33,870.77)	41,388.24	(34,518.00)	BBTC	166,489.00	13,874.08	6.02%	38,555.57	(3,066.67)	13,874.08	0.00		
Bettles	3,745.00	312.08	0.08%	518.47	(417.77)	510.49	(425.75)	Bettles	2,053.00	171.08	0.07%	475.43	(37.81)	171.08	0.00		
Bush-Tell	233,799.00	19,483.25	4.78%	32,368.38	(26,081.37)	31,870.01	(26,579.74)	Bush-Tell	128,201.00	10,683.42	4.63%	29,688.84	(2,361.42)	10,683.42	0.00		
Nushagak	382,933.00	31,911.08	7.83%	53,015.29	(42,717.95)	52,199.00	(43,534.24)	Nushagak	209,977.00	17,498.08	7.59%	48,626.53	(3,867.71)	17,498.08	0.00		
OTZ	540,283.00	45,023.58	11.04%	74,799.67	(60,271.07)	73,647.96	(61,422.78)	OTZ	296,258.00	24,688.17	10.70%	68,607.53	(5,456.98)	24,688.17	0.00		
Summit	224,898.00	18,741.50	4.60%	31,136.08	(25,088.42)	30,656.68	(25,567.82)	Summit	123,320.00	10,276.67	4.46%	28,558.49	(2,271.52)	10,276.67	0.00		
United KUC	222,897.00	18,574.75	4.56%	30,859.06	(24,865.19)	30,383.91	(25,340.34)	United KUC	122,223.00	10,185.25	4.42%	28,304.44	(2,251.31)	10,185.25	0.00		
United Utilities	1,360,482.00	113,373.50	27.81%	188,352.42	(151,768.08)	185,452.32	(154,668.18)	United Utilities	746,005.00	62,167.08	26.95%	172,760.06	(13,741.18)	62,167.08	0.00		
Yukon	61,701.00	5,141.75	1.26%	8,542.20	(6,883.05)	8,410.70	(7,014.55)	Yukon	33,833.00	2,819.42	1.22%	7,835.07	(623.19)	2,819.42	0.00		
Subtotal	\$ 4,628,605.00	\$ 385,717.07	94.62%	640,808.84	(516,342.37)	630,942.21	(526,209.00)	Subtotal	\$ 2,538,042.00	\$ 211,503.50	91.70%	587,760.56	(46,749.94)	211,503.50	0.00		
Average Schedule Companies				Average Schedule Companies				Average Schedule Companies				Average Schedule Companies					
Circle Telephone Co.	25,057.00	2,088.08	0.51%	3,469.02	(2,795.22)	3,415.61	(2,848.63)	Circle Telephone Co.	13,740.00	1,145.00	0.50%	3,181.91	(253.09)	1,145.00	0.00		
North Country Telephone	66,677.00	5,556.42	1.36%	9,231.13	(7,438.13)	9,089.00	(7,580.26)	North Country Telephone	36,562.00	3,046.83	1.32%	8,467.03	(673.46)	3,046.83	0.00		
Subtotal	91,734.00	7,644.50	1.88%	12,700.15	(10,233.35)	12,504.61	(10,428.89)	Subtotal	50,302.00	4,191.83	1.82%	11,648.94	(926.55)	4,191.83	0.00		
Company subtotal	4,720,339.00	393,361.57		653,508.99	(526,575.72)	643,446.82	(536,637.89)	Company subtotal	2,588,344.00	215,695.33		599,409.50	(47,676.49)	215,695.33			
AECA ENS Admin fee	171,548.00	14,295.67	3.51%	23,750.03	(19,136.98)	23,384.35	(19,502.66)	AECA ENS Admin fee	179,491.00	14,957.58	6.48%	41,566.57	(3,306.17)	14,957.58	0.00		
Total	\$4,891,887.00	\$407,657.24	100.00%	\$677,259.02	(\$545,712.70)	\$666,831.17	(\$556,140.55)	Total	\$2,767,835.00	\$230,652.91	100.00%	\$640,976.07	(\$50,982.66)	\$230,652.91	\$0.00		

*From TA 40-998 filed 9/30/2022, AECA Admin fee from U-21-008 filed 10/08/2021

Total ENS including Nonpooling and Pooling \$22,922,705.00

\$3,169,495.44

\$3,120,694.30

**From TA41-998 filed 08/01/2023 - effective July 1, 2023, AECA Admin fee from U-21-008 filed 1/04/2023

Total ENS including Nonpooling and Pooling

\$2,930,609.90

\$1,054,569.32

Alaska Universal Service Administrative Company

AUSF Distribution

June-24

POOLING Companies - ENS 3rd & 4th Qtr	ENS Support		Percent of Support	Nov-23		Dec-23				YTD ENS Support	YTD ENS Shortage Drop Off (Not Paid)
	Annual 2023**	1/12 Annual		Distribution Total	Remaining Shortage	Shortage Dist 06/28/2024	Shortage Dist 07/30/2024	Distribution Total	Remaining Shortage		
Pooling Company ENS Distributions				230,652.91		3,389.96	227,262.95	230,652.91			
Adak Eagle Enterprises	278,695.00	23,224.58	10.07%	23,224.58	0.00	341.33	22,883.25	23,224.58	0.00	273,861.38	(119,613.10)
ATC	430,988.00	35,915.67	15.57%	35,915.67	0.00	527.86	35,387.81	35,915.67	0.00	423,512.67	(184,975.35)
BBTC	166,489.00	13,874.08	6.02%	13,874.08	0.00	203.91	13,670.17	13,874.08	0.00	163,601.52	(71,455.44)
Bettles	2,053.00	171.08	0.07%	171.08	0.00	2.51	168.57	171.08	0.00	2,017.63	(881.33)
Bush-Tell	128,201.00	10,683.42	4.63%	10,683.42	0.00	157.02	10,526.40	10,683.42	0.00	125,977.49	(55,022.53)
Nushagak	209,977.00	17,498.08	7.59%	17,498.08	0.00	257.17	17,240.91	17,498.08	0.00	206,335.06	(90,119.90)
OTZ	296,258.00	24,688.17	10.70%	24,688.17	0.00	362.85	24,325.32	24,688.17	0.00	291,119.67	(127,150.83)
Summit	123,320.00	10,276.67	4.46%	10,276.67	0.00	151.04	10,125.63	10,276.67	0.00	121,181.26	(52,927.76)
United KUC	122,223.00	10,185.25	4.42%	10,185.25	0.00	149.70	10,035.55	10,185.25	0.00	120,103.16	(52,456.84)
United Utilities	746,005.00	62,167.08	26.95%	62,167.08	0.00	913.68	61,253.40	62,167.08	0.00	733,066.04	(320,177.44)
Yukon	33,833.00	2,819.42	1.22%	2,819.42	0.00	41.44	2,777.98	2,819.42	0.00	33,246.23	(14,520.79)
Subtotal	\$ 2,538,042.00	\$ 211,503.50	91.70%	211,503.50	0.00	3,108.51	208,394.99	211,503.50	0.00	2,494,022.11	(1,089,301.31)
Average Schedule Companies											
Circle Telephone Co.	13,740.00	1,145.00	0.50%	1,145.00	0.00	16.83	1,128.17	1,145.00	0.00	13,501.54	(5,896.94)
North Country Telephone	36,562.00	3,046.83	1.32%	3,046.83	0.00	44.78	3,002.05	3,046.83	0.00	35,927.65	(15,691.85)
Subtotal	50,302.00	4,191.83	1.82%	4,191.83	0.00	61.61	4,130.22	4,191.83	0.00	49,429.19	(21,588.79)
Company subtotal	2,588,344.00	215,695.33		215,695.33		3,170.12	212,525.21	215,695.33		2,543,451.30	
AECA ENS Admin fee	179,491.00	14,957.58	6.48%	14,957.58	0.00	219.84	14,737.74	14,957.58	0.00	133,573.69	(41,945.81)
Total	\$2,767,835.00	\$230,652.91	100.00%	\$230,652.91	\$0.00	\$3,389.96	\$227,262.95	\$230,652.91	\$0.00	\$2,677,024.99	(\$1,152,835.91)

**From TA41-998 filed 08/01/2023 - effective July 1, 2023, AECA Admin fee from U-21-008 filed 1/04/2023

Total ENS including Nonpooling and Pooling

\$1,054,569.32

\$15,499.24

\$1,039,070.08

\$1,054,569.32

Alaska Universal Service Administrative Company
 Schedule I.A. Disbursement of Universal Service Funds
 Period Ending June 30, 2024

Quarterly Report	Total YTD 2024	1st Qtr 2024 10%	2nd Qtr 2024 10%
1 AUSAC ADMINISTRATION Distribution	49,148.23	21,786.87	27,361.36
2 ENS-Nonpooled Distribution	4,763,717.55	2,366,786.05	2,396,931.50
3 ENS-Pooled Distribution	1,333,588.33	662,574.60	671,013.73
4 TOTAL AUSF DISTRIBUTION	6,146,454.11	3,051,147.52	3,095,306.59

	YTD 2024
5 Distribution Shortage	\$ 6,324,427.90
6 Cash Working Capital Adjustment Factor	\$ 1,595,924.00
7 Total Estimated AUSF Support (Line 4+5+6)	\$ 14,066,806.01
8 Gross End User Revenues	\$61,005,219.68
9 Calculated AUSF Surcharge Factor (Line 8/9)	23.06%
10 2024 AUSF Surcharge Rate	10.00%
11 Variance	-13.06%

V.A.

Alaska Universal Service Administrative Company
 Schedule I.B. Reported Intrastate End User Revenues
 Period Ending June 30, 2024

2024 Reported Revenues	Total Reported Revenues	Local Revenue	Wireless Revenue	Interexchange Revenue	Payphone Revenue	Other Revenue	Uncollectible Revenues	VoIP Revenues
Total Revenues 1/1/2024-6/30/2024	\$61,005,219.68	\$30,088,132.47	\$24,068,835.76	\$4,838,126.96	\$9,324.00	\$76,478.43	(\$97,363.46)	\$2,021,685.52

Alaska Universal Service Administrative Company
Schedule I.C. Distribution Shortage
Period Ending June 30, 2024

Support Shortage Detail							
Distribution Priority	Support Period		AUSAC Admin Fee	ENS Nonpooling Support	ENS Pooling Support	Adjustments	Totals
Month 7 (Dropped from Shortage List)	November-23	Support Shortage		-	-	-	-
		Shortage Paid		-	-	-	-
		% Payment					
		Remaining Support Not Recoverable		-	-	-	-
Month 6 (Oldest)	December-23	Support Shortage		(811,807.13)	(227,262.95)	-	(1,039,070.08)
		Shortage Paid		811,807.13	227,262.95	-	1,039,070.08
		% Payment		100.00%	100.00%	100.00%	100.00%
		Remaining Support Shortage		-	-	-	-
Month 5	January-24	Support Shortage		(823,916.41)	(230,652.91)	-	(1,054,569.32)
		Shortage Paid		2,334.49	653.53	-	2,988.02
		% Payment		0.28%	0.28%	0.28%	0.28%
		Remaining Support Shortage		(821,581.92)	(229,999.38)	-	(1,051,581.30)
Month 4	February-24	Support Shortage		(823,916.41)	(230,652.91)	-	(1,054,569.32)
		Shortage Paid		-	-	-	-
		% Payment		0.00%	0.00%	0.00%	0.00%
		Remaining Support Shortage		(823,916.41)	(230,652.91)	-	(1,054,569.32)
Month 3	March-24	Support Shortage		(823,916.41)	(230,652.91)	-	(1,054,569.32)
		Shortage Paid		-	-	-	-
		% Payment		0.00%	0.00%	0.00%	0.00%
		Remaining Support Shortage		(823,916.41)	(230,652.91)	-	(1,054,569.32)
Month 2	April-24	Support Shortage		(823,916.41)	(230,652.91)	-	(1,054,569.32)
		Shortage Paid		-	-	-	-
		% Payment		0.00%	0.00%	0.00%	0.00%
		Remaining Support Shortage		(823,916.41)	(230,652.91)	-	(1,054,569.32)
Month 1 (Newest)	May-24	Support Shortage		(823,916.41)	(230,652.91)	-	(1,054,569.32)
		Shortage Paid		-	-	-	-
		% Payment		0.00%	0.00%	0.00%	0.00%
		Remaining Support Shortage		(823,916.41)	(230,652.91)	-	(1,054,569.32)
Current Period	June-24	Current Support Due	(16,540.89)	(823,916.41)	(230,652.91)	-	(1,071,110.21)
		Current Distribution Paid	16,540.89	-	-	-	16,540.89
		% Payment	100.00%	0.00%	0.00%	0.00%	0.00%
		Support Shortage	-	(823,916.41)	(230,652.91)	-	(1,054,569.32)
Total Distribution			16,540.89	814,141.62	227,916.48	-	1,058,598.99
Total Support Shortage			-	(4,941,163.97)	(1,383,263.93)	-	(6,324,427.90)

Alaska Universal Service Administrative Company

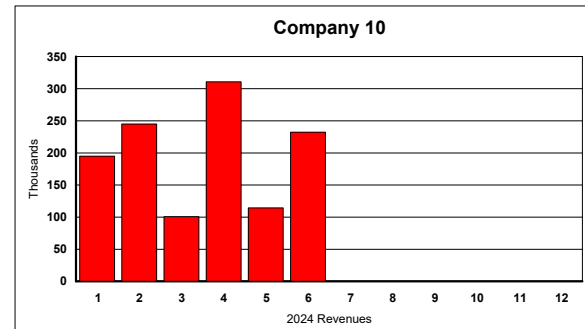
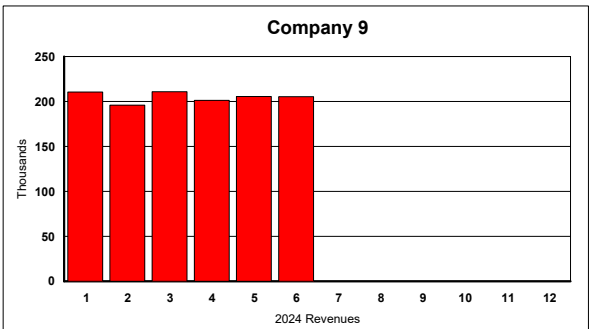
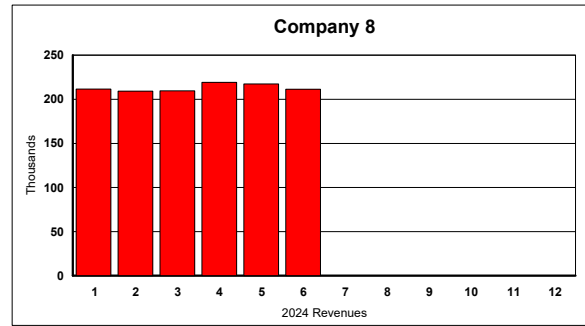
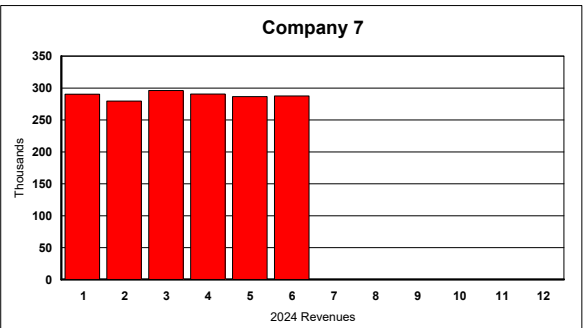
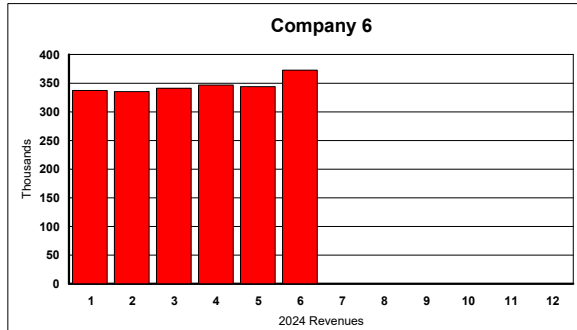
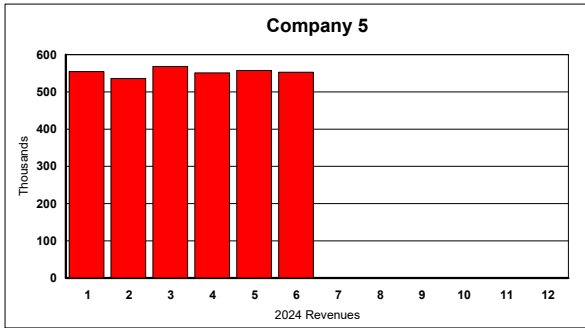
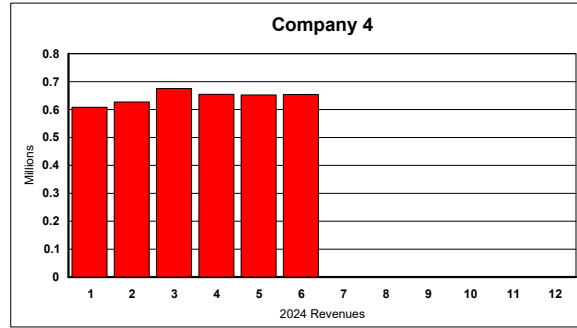
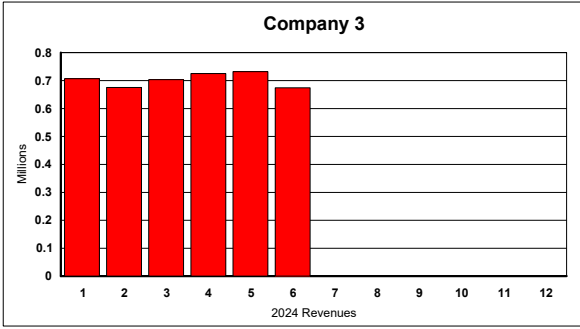
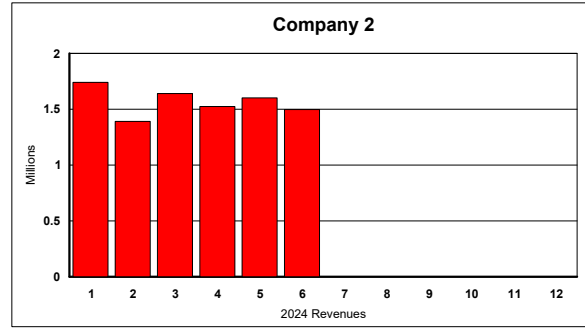
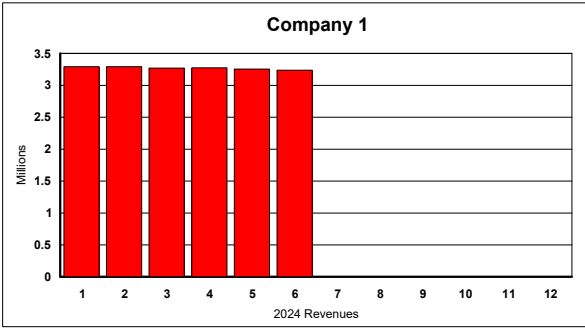
Schedule I.D. Notes to Disbursement of Universal Service Funds (Schedule 1.A.)
 Period Ending June 30, 2024

General Notes

Schedule 1.A. Disbursement of Universal Service Funds shows the disbursements by quarter and by surcharge rate. The effective surcharge rate is 10% for 2024.

Row numbers have been added to the left of Schedule 1.A. for presentation purposes and are explained in the section below.

Row Number	Column	Explanation
4	Total YTD 2024	Actual funds distributed as of the period ending June 30, 2024 First and Second quarter disbursements reflect payments of support for the 2023 support period shortages and the first and second quarter 2024 AUSAC administration distribution. The second quarter 2024 support for ENS is currently 100% short.
5	YTD 2024	Distribution shortage of the fund as of the period ending June 30, 2024. See Schedule 1.C.
6	YTD 2024	Working Capital Allowance is from RCA Staff Recommendation, TA2-998, November 18, 1999, Page 5, 1.5 times AUSAC monthly expenses. This calculation is 1.5 times the estimated AUSAC monthly distribution, for the 12 months of the 2024 year. $1.5 * (\text{approved annual ENS support and actual YTD AUSAC administration} / 12)$
7	YTD 2024	Lines 5+6 from the YTD 2024 column + line 4 from the Total YTD 2024 column.
8	YTD 2024	Gross End User Revenues for the January through June 2024 periods
9	YTD 2024	Calculated AUSF Surcharge Factor based on actual end user revenues, actual disbursements in the January through June 2024 periods, and the AUSF cash balance. This calculation looks back and assumes the calculated surcharge factor and AUSF cash balance would be applied to the January through June 2024 periods resulting in enough funds to cover the first through fourth quarter 2024 disbursements, and working capital.
10	YTD 2024	Surcharge rate effective 1/1/2020 (10%), TA28-998. No change to the surcharge rate in 2024.
11	YTD 2024	The approved 2024 surcharge rate for the January through June 2024 periods was 13.06% below the calculated surcharge required to meet the 2024 disbursement needs, and the working capital allowance.



ALASKA UNIVERSAL SERVICE ADMINISTRATIVE COMPANY

**AGENT'S REPORT
BOARD OF DIRECTORS MEETING**

July 26, 2024

Since our last regular meeting, Staff have provided Erickson & Brooks with data from all of the selected companies for the compliance review of 2022 and completed the review of the 2023 990 tax form. Additionally, Staff continue the preparation work for the remote office transition and continue to work with companies with outstanding miscellaneous reporting issues.

Business documents continue to be updated for the AUSAC address change to a PO Box and related tariff updates have been prepared. Staff continue to work through the record retention policy to clear out electronic and paper files that fall outside of the retention period. The project to move our internal remittance database to the cloud kicked off this week and is expected to be complete before the end of August.

The financial audit RFP was issued earlier this month and AUSAC has received responses from a few firms indicating their interest in bidding. Bids are due by the close of business on August 30, 2024.

A copy of the June 2024 financial report is included this month, labelled VI.A. This month the Board has two items to consider, the approval of the invoice for administrative services from AECA for the month of June and the payment of the invoice from Alban & Co. for the 2023 financial audit and 990 tax filing services. The Alban & Co. invoice is for the full approved bid amount and no additional invoices are expected.

BOARD ACTION REQUEST #1:

Recommend the Board approve the payment for invoice number 349 from AECA, for June 2024 administrative services for a total of \$4,301.94.

BOARD ACTION REQUEST #2:

Recommend the Board approve the payment of the invoice, from Alban & Co., for the 2023 financial audit and 990 tax filing services in the amount of \$10,700.

All bills received by AUSAC have been paid. This concludes the Agent's report.

7/24/2024

Variance: Actual Higher
(Lower) than Budget

AUSAC FINANCIAL STATEMENT
CASH BASIS

ACCOUNT	June-24						7/30/2024
	Current Month			YTD			Proj. Exp. & Cash Draw
	ACTUAL	BUDGET	VARIANCE	ACTUAL	BUDGET	VARIANCE	
EXPENDITURES							
GEN/ADM:							
Administration Support	\$ 2,867	\$ 5,000	\$ (2,133)	\$ 20,660	\$ 30,000	\$ (9,340)	\$ 4,302
Administration Support: 2023 Pd in 2024	-	-	-	4,392	-	4,392	-
Miscellaneous	55	108	(53)	80	648	(568)	5
Misc. Exp. 2023 Pd in 2024	-	-	-	-	-	-	-
Postage & Courier	-	6	(6)	-	32	(32)	-
Insurance	886	3,600	(2,715)	5,256	5,320	(64)	886
Legal	-	955	(955)	885	5,730	(4,845)	-
Legal Exp. 2023 Pd in 2024	-	-	-	-	-	-	-
Database Project	-	-	-	-	-	-	-
Audit	-	-	-	-	-	-	10,700
Audit Exp. 2023 Pd in 2024	-	-	-	-	-	-	-
Agreed Upon Procedures/Compliance Review	-	-	-	-	-	-	-
Comp. Rev. Exp.2023 Paid in 2024	-	-	-	4,035	-	4,035	-
Bank Fees	504	288	216	2,704	1,728	976	564
Notices/Adv	42	196	(154)	252	1,176	(924)	84
Notices/Adv. Exp. 2023 Pd in 2024	-	-	-	77	-	77	-
SUBTOTAL	\$ 4,353	\$ 10,153	\$ (5,800)	\$ 38,340	\$ 44,634	\$ (6,294)	\$ 16,541
OTHER							
Directors Expense	-	-	-	-	333	(333)	-
SUBTOTAL	-	-	-	-	333	(333)	-
TOTAL EXPENDITURES	\$ 4,353	\$ 10,153	\$ (5,800)	\$ 38,340	\$ 44,967	\$ (6,627)	\$ 16,541
Total Expenditures for 2023 Paid in 2024	-	-	-	8,503	-	-	-
INCOME:							
Tariff Remittance Funds (from the sweep account)	5,959	-	5,959	43,171	-	43,171	16,541
Interest	-	-	-	-	-	-	-
Interest from CD Investments	-	-	-	-	-	-	-
Other (late fees)	-	-	-	-	-	-	-
Reimbursements	-	-	-	-	-	-	-
Miscellaneous	-	-	-	-	-	-	-
Deposit In Transit (Sweep)	-	-	-	-	-	-	-
TOTAL INCOME	\$ 5,959	\$ -	\$ 5,959	\$ 43,171	\$ -	\$ 43,171	\$ 16,541
NET VARIANCE	\$ 1,606	\$ (10,153)	\$ 11,759	\$ 4,831	\$ (44,967)	\$ 49,798	\$ -
CASH							
Beginning Cash	\$0			\$0			\$0
Cash On Hand				\$0			

AUSAC Financial Statement

Notes to Financial Statement

July 24, 2024

1. Cash Balance at June 30, 2024 is \$0 in the general operating account. This account sweeps to the BISA account at FNBA as the checks clear.
2. \$4,353 was posted to the statement for services and bank fees.
3. Administrative support expense of \$2,867 applicable to May 2024 was posted to this report.
4. Miscellaneous expense was \$55 in June for web hosting and state of Alaska licensing.
5. Insurance expense was \$886 in June for the installment payment.
6. Bank fee expense was \$504 in June.
7. Notices expense was \$42 in June.
8. The cash sweep in June was \$5,959. The estimated sweep for expenditures in July 2024 is \$15,541, which includes the expense for the financial audit of \$10,700.

Alaska Universal Service Administrative Company
 AUSF Cash Balances in Banks
 July 24, 2024

Bank	Type	Next Mature Date	Avg Rate	7/23/2024
Edward Jones CD		Closed		\$0.00
	Interest Earned		0.00%	\$0.00
	Fees			\$0.00
	<u>Total</u>			\$0.00
Funds transferred to FNBA				\$0.00
Remaining Balance				\$0.00
First National Bank Alaska	R&D Acct/RP	Daily	Varies	\$1,079,575.30
FNBA	<u>Total</u>			\$1,079,575.30
Total AUSF Cash Balances in Banks				\$1,079,575.30
Out of Period Adjustments				(\$19,976.31)
Total Available Balance				\$1,059,598.99

Alaska Exchange Carriers Association

Invoice

P O Box 241281
Anchorage, AK 99524

Date	Invoice #
6/30/2024	349

Bill To
AUSAC PO Box 241281 Anchorage, AK 99524

Quantity	Item Code	Description	Price Each	Amount
1.5	Annual Mtg.	Expenses related to coordinating and holding AUSAC's Annual Board & Membership Group meetings.	38.36	57.54
1	Bill & Coll.	(610-10) Reconcile Bank report to remittances, to data entry, audit reports and analyze reports .	38.36	38.36
0.5	Gen. Admin.	(625-05) Administrative work on AUSAC contract	38.36	19.18
1	Gen. Admin.	(625-05) Administrative work on AUSAC contract	38.36	38.36
3.5	Post Remit.	(610-40) Post remittance forms and prepare monthly reports.	38.36	134.26
0.5	Agenda_Notice	(625-70) Prepare agenda, Notice meetings, Call attendees	38.36	19.18
2	Bill & Coll.	(610-10) Reconcile Bank report to remittances, to data entry, audit reports and analyze reports .	38.36	76.72
1	Misc. Admin	(625-05) Perform administrative functions: budget, insurance, banking, etc.	38.36	38.36
0.5	Collections	(610-50) Collection and compliance issues. Company notices.	38.36	19.18
2	Bill & Coll.	(610-10) Reconcile Bank report to remittances, to data entry, audit reports and analyze reports .	38.36	76.72
1.5	Post Remit.	(610-40) Post remittance forms and prepare monthly reports.	38.36	57.54
1.5	Mail	(610-26) Open mail, download and print files.	38.36	57.54
2.5	Bill & Coll.	(610-10) Reconcile Bank report to remittances, to data entry, audit reports and analyze reports .	38.36	95.90
0.5	Gen. Admin.	(625-05) Administrative work on AUSAC contract	38.36	19.18
0.5	Mail	(610-26) Open mail, download and print files.	38.36	19.18
0.5	Gen. Admin.	(625-05) Administrative work on AUSAC contract	38.36	19.18
0.5	Annual Mtg.	Expenses related to coordinating and holding AUSAC's Annual Board & Membership Group meetings.	38.36	19.18
1	Dist. of Funds	(610-25) Distribution of Funds	38.36	38.36
1	Late Fee Analysis	(610-51) Preparation and Review of monthly Late Fee Analysis	38.36	38.36
3	Annual Mtg.	Expenses related to coordinating and holding AUSAC's Annual Board & Membership Group meetings.	38.36	115.08
3	Board Meeting	(605-05) Prepare for and attend Board of Directors meetings.	38.36	115.08
1.5	Collections	(610-50) Collection and compliance issues. Company notices.	38.36	57.54
0.5	Follow up on Late ...	(610-53) Follow up on outstanding Late Fee Invoices	38.36	19.18
0.5	Compliance Audit	(625-60) Compliance Audit per U-98-168.	38.36	19.18
0.5	Collections	(610-50) Collection and compliance issues. Company notices.	38.36	19.18
0.5	Bill & Coll.	(610-10) Reconcile Bank report to remittances, to data entry, audit reports and analyze reports .	38.36	19.18
1	Post Remit.	(610-40) Post remittance forms and prepare monthly reports.	38.36	38.36
0.5	Late Fee Invoice	(610-52) Preparation and Issuance of Late Fee Invoice	38.36	19.18
Remit to AECA			Total	

Alaska Exchange Carriers Association

Invoice

P O Box 241281
Anchorage, AK 99524

Date	Invoice #
6/30/2024	349

Bill To
AUSAC PO Box 241281 Anchorage, AK 99524

Quantity	Item Code	Description	Price Each	Amount
0.5	Board Meeting	(605-05) Prepare for and attend Board of Directors meetings.	38.36	19.18
2.25	Board Meeting	(605-05) Prepare for and attend Board of Directors meetings.	91.62	206.15
0.5	Gen. Admin.	(625-05) Administrative work on AUSAC contract audit	91.62	45.81
0.25	Gen. Admin.	(625-05) Administrative work on AUSAC contract audit	91.62	22.91
0.25	Gen. Admin.	(625-05) Administrative work on AUSAC contract audit	91.62	22.91
2	Board Meeting	(605-05) Prepare for and attend Board of Directors meetings.	91.62	183.24
0.5	Gen. Admin.	(625-05) Administrative work on AUSAC contract audit	91.62	45.81
0.25	Gen. Admin.	(625-05) Administrative work on AUSAC contract financials, audit	91.62	22.91
0.5	Gen. Admin.	(625-05) Administrative work on AUSAC contract audit review	91.62	45.81
1.5	Gen. Admin.	(625-05) Administrative work on AUSAC contract audit review	91.62	137.43
1	Gen. Admin.	(625-05) Administrative work on AUSAC contract audit review	91.62	91.62
1.5	Gen. Admin.	(625-05) Administrative work on AUSAC contract audit review	91.62	137.43
1	Gen. Admin.	(625-05) Administrative work on AUSAC contract financials, audit	91.62	91.62
1.75	MTG Minutes	(605-10) Draft, Review, Revise & Finalize Minutes	91.62	160.34
0.5	Gen. Admin.	(625-05) Administrative work on AUSAC contract audit, financials	91.62	45.81
0.5	Board Meeting	(605-05) Prepare for and attend Board of Directors meetings. prep	91.62	45.81
0.25	R&D Report Prep	(610-70) Prepare Remittance & Distribution Report prep/review	91.62	22.91
1	MTG Minutes	(605-10) Draft, Review, Revise & Finalize Minutes	91.62	91.62
0.25	Dist. of Funds	(610-25) Distribution of Funds	91.62	22.91
2	Board Meeting	(605-05) Prepare for and attend Board of Directors meetings.	91.62	183.24
0.75	MTG Minutes	(605-10) Draft, Review, Revise & Finalize Minutes	91.62	68.72
0.5	R&D Report Prep	(610-70) Prepare Remittance & Distribution Report prep/review	91.62	45.81
0.5	Gen. Admin.	(625-05) Administrative work on AUSAC contract audit, financials	91.62	45.81
4.5	Board Meeting	(605-05) Prepare for and attend Board of Directors meetings.	91.62	412.29
7	R&D Report Prep	(610-70) Prepare Remittance & Distribution Report R&D preparation	43.31	303.17
Remit to AECA			Total	

Alaska Exchange Carriers Association

P O Box 241281
Anchorage, AK 99524

Invoice

Date	Invoice #
6/30/2024	349

Bill To
AUSAC PO Box 241281 Anchorage, AK 99524

Quantity	Item Code	Description	Price Each	Amount
0.5	R&D Report Prep	(610-70) Prepare Remittance & Distribution Report R&D preperation	43.31	21.66
2.5	R&D Report Prep	(610-70) Prepare Remittance & Distribution Report R&D preperation	43.31	108.28
0.5	R&D Report Prep	(610-70) Prepare Remittance & Distribution Report R&D preperation	43.31	21.66
7.5	R&D Report Prep	(610-70) Prepare Remittance & Distribution Report R&D preperation	43.31	324.83
Remit to AECA			Total	\$4,301.94

Alban & Company, PC

3150 C Street • Anchorage, AK 99503
(907) 522-3222 • albancpas.com • ron@albancpas.com

Alaska Universal Service
Administrative Company
Attn: Keegan Bernier
810 N Street, Suite 204
Anchorage, AK 99501

Invoice: 13784
Date: 06/30/2024
Due Date: 07/20/2024

For professional service rendered as follows

Audit of 2023 Non-Profit Financial Statement and Preparation of Federal Form 990 Return of Organization Exempt From Income Tax	10,700.00
Billed Time & Expenses	<u>\$10,700.00</u>
Invoice Total	<u><u>\$10,700.00</u></u>

To pay by credit card go to albancpas.com and look for the payment portal in the upper right-hand corner. We appreciate your business. No surcharge added.

Date	Type	Reference	Debit	Credit	Balance
06/01/24	Beginning Balance				\$0.00
06/30/24	Invoice #13784	13784	10,700.00		<u>10,700.00</u>
06/30/24	Amount Due				<u><u>\$10,700.00</u></u>

VI.C.

STATE OF ALASKA

THE REGULATORY COMMISSION OF ALASKA

Before Commissioners:

Robert A. Doyle, Chairman
John Espindola
Robert M. Pickett

In the Matter of Reconsideration of Revisions to)
Regulations in Title 3 of the Alaska Administrative)
Code in Conformance with Chapter 24 SLA 19)
_____)

R-24-001

ALASKA TELECOM ASSOCIATION'S
REQUEST TO EXTEND COMMENT PERIOD

Alaska Telecom Association (“ATA”)¹ requests that the current comment period in this docket be extended by 90 days until **October 28, 2024**² in order to provide additional time for ATA members and the public to develop comments and proposed regulation amendments that will incorporate and address any statutory changes resulting from HB 307. HB 307 was transmitted to the Governor on July 16, 2024, and as of the date of this filing, has not yet been acted upon by the Governor (who has until **August 8, 2024** to act).³ An extension will also provide ATA members and the public time to address any relevant analysis in any HB 307 bill review letter that is issued by the Department of Law.

¹ ATA active members include: Adak Eagle Enterprises, LLC d/b/a Adak Telephone Utility; Alaska Communications; Alaska Power and Telephone; Arctic Slope Telephone Association Cooperative, Inc.; Bristol Bay Telephone Cooperative, Inc.; Bush-Tell, Inc.; Copper Valley Telephone Cooperative, Inc.; Cordova Telephone Cooperative, Inc.; Fastwyre Broadband (previously known as Mukluk Telephone Company, Interior Telephone Company, and TelAlaska); GCI Communication Corp. d/b/a General Communication, Inc. and GCI; Ketchikan Public Utilities; Matanuska Telecom Association, Inc.; Nushagak Electric & Telephone Cooperative, Inc.; OTZ Telephone Cooperative, Inc.; the Summit Telephone and Telegraph Company of Alaska, Inc. d/b/a Summit Telephone Company; and United Utilities, Inc.

² Ninety days from July 29, 2024, is Sunday, October 27, 2024.

³ See, <https://www.akleg.gov/basis/Bill/Detail/33?Root=HB%20307>.

DISCUSSION

On April 12, 2024, the Regulatory Commission of Alaska (“Commission”) issued Order R-24-001(1), opening this rulemaking docket to “reconsider revisions to our regulations in conformance with Chapter 24, SLA 19 [also known as “SB 83”].”⁴ The Commission had earlier adopted regulation amendments to implement SB 83 in Docket R-19-002, but those amendments were disapproved by the Department of Law (“DOL”).⁵ The Commission noted in Order R-24-001(1) that Docket R-19-002 included “multiple rounds of public comment and a technical conference with interested persons.”⁶ The Commission noted that the DOL Disapproval Memorandum stated that “we lack the authority to implement many of the regulations that we voted to adopt.”⁷ The Commission issued proposed regulation amendments for public notice in this docket on April 12, 2024 (“Proposed Regulations”).⁸

On July 16, 2024, the Legislature transmitted HB 307 to the Governor. HB 307 would add new subsection (g) to AS 42.05.141:

(g) Nothing in this chapter limits the authority of the commission under this section or AS 42.05.151 necessary to implement provisions that remain applicable under AS 42.05.321(b) or 42.05.711.⁹

⁴ Order No. R-24-001(1) at 1.

⁵ *See id.* at 3; Disapproval of Regulations Memorandum: 3 AAC 47, 48, 51-53: Regulatory Commission of Alaska – Conforming Changes for Telecommunication Regulations Resulting from Chapter 24, SLA 19 (Sep. 21, 2023) “DOL Disapproval Memorandum.”

⁶ *Id.* at 2.

⁷ *Id.* at 3.

⁸ *See* Notice of Proposed Changes on the Regulations of Telecommunications Carriers in the Regulations of the Regulatory Commission of Alaska, signed April 10, 2024.

⁹ <https://www.akleg.gov/basis/Bill/Text/33?Hsid=HB0307Z>.

The Governor has until August 8, 2024 to sign HB 307, veto the bill, or let it become law without his signature. If the bill is signed, or becomes law without signature, the bill's effective date will be the day after it is signed, or the day after the period to sign lapses.¹⁰

If HB 307 becomes law, the Proposed Regulations package and portions of the DOL Disapproval Memorandum may no longer be appropriate or applicable. However, because the Governor might not act on HB 307 until August 8, 2024, and the current comment period ends July 29, 2024, additional time is required to allow commentors to provide thorough, constructive comments—particularly comments that include proposed alternative regulation amendments in light of any statutory changes. Accordingly, ATA requests that the Commission extend the comment period by 90 days.

CONCLUSION

ATA respectfully requests that the Commission extend the public comment period in this docket by 90 days until **October 28, 2024**. ATA has emailed a copy of this request to all recipients of the Commission's April 12, 2024, e-mail issuing Order R-24-001(1).

DATED this 22nd day of July, 2024, at Ekuk, Alaska.

ALASKA TELECOM ASSOCIATION

By: /s/ Christine O'Connor
Christine O'Connor
Executive Director
201 E. 56th Ave. Ste. 114
Anchorage, Alaska 99518
Phone: (907) 563-4000
Fax: (907) 563-4000
Email: occonnor@alaskatel.org

¹⁰ AS 01.10.070(d).

RCA No. 998 ~~Second-Third~~ Revised Sheet No. 1

Cancelling ~~First-Second~~ Revised Sheet No. 1

ALASKA UNIVERSAL SERVICE ADMINISTRATIVE COMPANY

AUSAC

ALASKA UNIVERSAL SERVICE ADMINISTRATIVE COMPANY

~~810 N Street, Suite 204P~~ O Box 241281

Anchorage, Alaska 9950199524

(T)

(T)

PHONE: (907) 561-6300

~~*FAX: (907) 561-6303*~~

E-MAIL: info@ausac.org

WEBSITE: http://www.ausac.org

(D)

Tariff Advice No. TA27TA43-998

Effective: October 25, 2018

Date Issued: ~~October 23, 2018~~

Issued By: **ALASKA UNIVERSAL SERVICE ADMINISTRATIVE COMPANY**

By: _____

~~Wanda Tankersley~~ Juliana Wayman

Title: President

RCA No. 998 ~~Second-Third~~ Revised Sheet No. 5

Cancelling ~~First~~ Second Revised Sheet No. 5

ALASKA UNIVERSAL SERVICE ADMINISTRATIVE COMPANY

LOCATION OF TARIFF

The Alaska Universal Service Administrative Company's tariff is available for inspection and review during regular business hours at the following location:

Alaska Universal Service Administrative Company

~~810 N Street, Suite 204~~ P O Box 241281

Anchorage, AK ~~99501~~ 99524

Phone: (907) 561-6300

(T)
(T)

The tariff is also available electronically at <http://www.ausac.org>.

Tariff Advice No. ~~TA27TA43~~ 998

Effective: ~~October 25, 2018~~

Date Issued: ~~October 23, 2018~~

Issued By: **ALASKA UNIVERSAL SERVICE ADMINISTRATIVE COMPANY**

By: ~~Wanda Tankersley~~ Juliana Wayman

Title: President

EXECUTIVE SESSION MOTION

I move that the AUSAC Board of Directors go into executive session based on the fact that the Board will discuss:

July 26, 2024 Agenda Item VIII.B. AUSF 2023 990 Filing Review

The exception to the Open Meetings Act allows discussion in executive session for matters, that the immediate knowledge of which: (Choose one)

- 1) would tend to prejudice the reputation and character of any person;
- 2) would clearly have an adverse effect upon the finances of AUSAC;
- 3) by law, are required to be kept confidential.