

# **Alaska Universal Service Administrative Company**

## **BOARD OF DIRECTORS**

---

### **Meeting Agenda**

---

**Monthly Meeting – Wednesday January 28, 2026**

**11:15 am Hawaii Time / 12:15 p.m. Alaska Time**

**Anchorage, Alaska**

**Teleconference: Contact AUSAC for Meeting Link**

- 
- I. Roll Call
  - II. Approval of Agenda
  - III. Public Comment (Limited to 5 Minutes)
  - IV. Approval of Prior Minutes
    - A. December 29, 2025 – Monthly Board Meeting
  - V. AUSF Remittance and Distribution: December 2025
    - A. Quarterly Report Filing – Period Ending December 31, 2025
    - B. Quarterly Review Analysis – Period Ending December 31, 2025
  - VI. Agent Report
    - A. Financial Statements – December 2025
    - B. AECA Invoices – December 2025
    - C. Attorney Invoice – December 2025 Services
  - VII. New Business
  - VIII. Unfinished Business
    - A. Special Membership Groups – Board Seats Nominations Approved January 14, 2026 – U-25-051
  - IX. Next Meeting/Adjournment

**ALASKA UNIVERSAL SERVICE  
ADMINISTRATIVE COMPANY**

**Board of Directors**

**Monthly Meeting**

**December 29, 2025**

---

**DRAFT**

**I. Roll Call**

Board President Laura Kompkoff called the meeting to order at approximately 9:00 a.m. Alaska time.

She then asked Keegan Bernier to call roll:

Laura Kompkoff, President – Other Telecom Provider (virtual)

Juliana Wayman, Vice President – CLEC (virtual)

Jana Grenn, ILEC (virtual)

David Collier- IXC w/Wholesale Tariff (virtual)

Lisa Koker – ILEC (virtual)

Sarah Sandbak – Wireless (virtual)

Members present through proxy:

The members attending represented a quorum.

Members absent:

Others present:

Keegan Bernier, Agent (virtual)

Claire Knudsen-Latta, RCA (virtual)

Charles Berdahl, ACS (virtual)

**II. Approval of Agenda**

**Motion by David Collier, seconded by Sarah Sandbak, that the Board approves the agenda.**

**Motion passed, unopposed.**

### **III. Public Comments**

Claire Knudsen-Latta presented that she is working to get the review of the board nominations on the RCA's next public meeting schedule.

### **IV. Approval of Prior Minutes**

A. November 25, 2025 Monthly Meeting

**Motion, by Juliana Wayman, seconded by David Collier, that the minutes from the November 25, 2025 monthly meeting be approved.**

**Motion passed, unopposed.**

### **V. AUSF Remittance and Distribution Report**

Board President Laura Kompkoff asked Ms. Bernier to present the November 2025 AUSF Remittance and Distribution Report.

Ms. Bernier proceeded to lead a brief review of the current disbursements and the distribution shortage. She noted that the remittances were higher this month due to payment of prior late remittances from several larger companies. The support funds are scheduled to be distributed on December 30, 2025. A copy of the distribution report was included in the packet labeled V.

**Motion, by David Collier, seconded by Lisa Koker, that the Board approves the November 2025 AUSF Remittance and Distribution Report and authorizes the distribution of funds on or about December 30, 2025 in the amount of \$1,168,331.02.**

**Motion passed, unopposed.**

### **VI. Agent Report**

Board President Laura Kompkoff asked Ms. Bernier to present the monthly administrative report, along with the financial reports for November. Both reports are included in these minutes.

There was one item for the Board to consider, the invoice from AECA for November 2025 services.

#### **BOARD ACTION REQUEST #1:**

**Motion, by Lisa Koker, seconded by Sarah Sandbak that the Board approve payment for invoice number 366, from AECA, for November 2025 administrative services for a total of \$3,860.03.**

**Motion passed, unopposed.**

## **VII. New Business**

There was no new business.

## **VIII. Unfinished Business**

### **A. Special Membership Groups- BD Seats Nomination Status**

Ms. Bernier presented that the board nominations were filed under Docket U-25-051 on December 15, 2025.

### **B. AUSAC Public Comment I-25-009**

Ms. Bernier notified the Board that the AUSAC public comments were filed by the comment due date.

### **C. AUSAC Compliance Review 2023 Report-Draft**

The AUSAC Board reviewed the draft report and discussed the non-compliance with company #7368. The Board directed the Agent to include the review of company #7368's 2023 remittances in the 2026 compliance review.

**Motion, by Juliana Wayman, seconded by Jana Grenn that the Board accept the presented compliance review procedures draft report for filing with the RCA.**

**Motion passed, unopposed.**

**Motion, by Sarah Sandbak, seconded by Juliana Wayman that the Board waive the penalties with a variance of \$500 or less.**

**Motion passed, unopposed.**

## **IX. Next Meeting/Adjournment**

Board President Laura Kompkoff adjourned the meeting at approximately 9:42 a.m. The next regular Board meeting was previously scheduled for January 28, 2026 at 12:15 p.m. AKST.



**Board of Directors**

**Laura Kompkoff**  
President  
Other Telecom Providers  
lkompkoff@cvtc.org

**Juhana Wayman**  
Vice President  
CLEC  
jwayman@gci.com

**Sarah Sandbak**  
Secretary/Treasurer  
Wireless Telecom Provider  
sarah@astac.net

**Charles Berdahl**  
IXC  
Charles.Berdahl@acsalaska.com

**David Collier**  
Facility-based IXC with  
Wholesale Tariff  
David.collier@att.com

**Jana Grenn**  
ILEC  
Jana.G@aptalaska.com

**Lisa Koker**  
ILEC  
lisa@ctcak.net

**Alaska Universal Service Administrative Company**

**P. O. Box 241281**

**Anchorage, Alaska 99524**

**To:** Board of Directors  
**From:** Keegan Bernier, Agent  
**Subject:** Remittance and Distribution Report  
**Date:** January 28, 2026

The AUSF Remittance and Distribution Report for December 2025 reflects the following:

\$2,000.00	previous AUSF balance
\$849.99	interest on investments
\$70.41	late fees
<u>\$945,755.42</u>	remittances received in current period
<u>\$948,675.82</u>	total balance
(\$14,384.55)	current September period support disbursements
(\$932,291.27)	current year (2025) prior period shortage disbursements
<u>(\$0.00)</u>	prior year (2024) prior period shortage disbursements
<b>(\$946,675.82)</b>	<b>total support disbursements</b>
\$2,000.00	ending AUSF balance
<u>(\$2,000.00)</u>	LESS: accrual for operating expenses
<u>\$0.00</u>	Available Balance

The distribution of funds is scheduled for January 30, 2026. The December distribution report reflects the approved 2025 support amounts from TA 44-998 (effective January 1, 2025)

AUSAC has distributed 47.53 % of the total AUSF support estimate for the rate year 2025, see page 4.

Distribution Percentage of each Support Element:

AUSAC 2025 Rate Year (Jan-Dec), page 4

**74.97%** of AUSAC's operating budget

**47.27%** of the support requirement for Nonpooled ENS

**47.27%** of the support requirement for Pooled ENS

The December 2025 period distribution experienced a shortage of 100% after admin fees, see page 6.

This month, 98.70% of the June period will be disbursed, see page 6.

This concludes the report for the December 2025 period.

# *Remittance and Distribution Report*

**Monthly AUSF Remittance**

December-25

	Number of Companies	Local Exchange Revenues	Mobile Revenues	Interexchange Revenues	Pay Telephone Revenues	Other Revenues	Uncollectible Revenues	VoIP Revenues	Total Reported Revenues	Amount Remitted
Total	113	4,310,660.51	4,033,164.29	706,054.66	1,194.00	126,508.15	(6,481.75)	288,435.16	9,457,535.02	945,755.42

Adjustments are reflected in the month they are made, not in the month they apply to.

Alaska Universal Service Administrative Company

***AUSF Distribution***

**December-25**

Total Distribution	Current Distribution	Current Year Support Shortage Dist.	Prior Year Support Shortage Dist.	Total Distribution
AECA: Pooling Co. CCL	0.00	203,434.48	0.00	203,434.48
ACSA - Ft. Wainwright	0.00	8,061.43	0.00	8,061.43
ACS - Fairbanks	0.00	55,556.71	0.00	55,556.71
ACSA - Juneau	0.00	3,145.00	0.00	3,145.00
ACSN - Glacier State	0.00	115,038.80	0.00	115,038.80
ACSN - Sitka	0.00	8,118.05	0.00	8,118.05
ASTAC	0.00	28,738.58	0.00	28,738.58
CORDOVA	0.00	21,066.01	0.00	21,066.01
CVTC	0.00	94,292.37	0.00	94,292.37
GCI	0.00	81,995.57	0.00	81,995.57
INTERIOR	0.00	45,774.17	0.00	45,774.17
KPU	0.00	38,634.28	0.00	38,634.28
MTA	0.00	214,364.02	0.00	214,364.02
MUKLUK	0.00	14,071.80	0.00	14,071.80
Subtotal	0.00	932,291.27	0.00	932,291.27
AUSAC	14,384.55	0.00	0.00	14,384.55
Total Distribution	\$14,384.55	\$932,291.27	\$0.00	\$946,675.82



Alaska Universal Service Administrative Company

AUSF Distribution

December-25

Distribution This Month	December-25
-------------------------	-------------

Total Remittance	\$945,755.42
Previous Month AUSF Balance	\$2,000.00
Interest on Investments	\$849.99
Late Fees Received/Misc	\$70.41
Total Funds Collected	\$948,675.82
LESS: Accrual for Operating Expenses*	(\$2,000.00)
Total Available to Distribute	\$946,675.82

Less:	Current Period	Current Year Support Shortage Dist.	Prior Year Support Shortage Dist.	Total Distribution
AUSAC Administrative Sweep	\$14,384.55	\$0.00	\$0.00	\$14,384.55
ENS Nonpooling Co. Support	\$0.00	\$728,856.79	\$0.00	\$728,856.79
ENS Pooling Co. Support	\$0.00	\$203,434.48	\$0.00	\$203,434.48
Distribution This Month	\$14,384.55	\$932,291.27	\$0.00	\$946,675.82

Total AUSF Balance	\$2,000.00
AUSF End of Period Available Balance**	\$0.00

\*Accrual for Operating Expenses is an accrual to maintain \$2000 in bank.  
\*\*The accrual for operating expenses is removed from the total balance to calculate the available balance.

Alaska Universal Service Administrative Company

AUSF Distribution

December-25
2025 Year-To-Date Summary for rate in effect Jan 2025
Total

AUSF FUNDS		
Prior Year Balance		\$2,000.00
YTD Remittance		\$12,204,297.90
YTD Interest on Investments and misc items		\$19,340.95
YTD Prior Year Distribution		\$6,156,743.55
YTD Current Year Distribution		\$6,066,895.30
AUSF Balance		\$2,000.00
		\$0.00
AUSAC ADMINISTRATION		
Proposed Budget		\$118,116.00
YTD Distribution		\$88,546.68
% Distributed		74.97%
Essential Network Support - Nonpooling Companies		
Annual Support		\$9,886,996.00
YTD Distribution		\$4,673,818.27
% Distributed		47.27%
Essential Network Support - Pooling Companies		
Annual Support		\$2,759,605.00
YTD Distribution		\$1,304,530.35
% Distributed		47.27%
TOTAL		
Total Support Estimate		\$12,764,717.00
YTD Distribution		\$6,066,895.30
% Distributed		47.53%
GROSS ANNUAL END USER REVENUES		
Filed Annual End User Revenues		\$120,752,706
YTD End User Revenues (YTD Dec25)		\$119,850,346
% Reported		99.25%

Alaska Universal Service Administrative Company

**AUSF Distribution**

December-25

	F=A+B-C	A	B	C
AUSF History	Balance	Remittance	Investment Interest and Late Fees	Distribution
1999 Total	286,071.09	3,738,651.25		3,452,580.16
2000 Total	391,714.75	4,009,706.32		3,617,991.57
2001 Total	(341,527.65)	1,234,183.32	27,963.38	1,603,674.35
2002 Total	(99,223.12)	1,768,702.77	7,454.15	1,875,380.04
2003 Total	(5,655.00)	2,170,950.12	2,504.32	2,179,109.44
2004 Total	55,383.76	3,075,113.32	1,654.81	3,021,384.37
2005 Total	32,434.40	3,361,183.54	7,512.14	3,336,261.28
2006 Total	475,993.97	4,288,029.01	24,212.01	3,836,247.05
2007 Total	956,193.52	4,719,544.95	43,790.66	3,807,142.09
2008 Total	(1,095,207.89)	3,040,932.59	23,530.75	4,159,671.23
2009 Total	(434,340.88)	3,923,388.25	8,761.29	4,366,490.42
2010 Total	472,419.01	5,037,854.71	1,494.26	4,566,929.96
2011 Total	1,448,846.05	16,584,300.28	2,079.79	15,137,534.02
2012 Total	415,458.70	30,631,836.49	4,800.55	30,221,178.34
2013 Total	274,031.14	29,505,235.91	5,480.99	29,236,685.76
2014 Total	(1,300,851.43)	27,053,757.73	4,810.31	28,359,419.47
2015 Total	(925,825.50)	26,689,956.54	3,918.53	27,619,700.57
2016 Total	(600,027.42)	26,898,008.03	1,318.29	27,499,353.74
2017 Total	(4,887.50)	27,788,850.61	3,532.67	27,797,270.78
2018 Total	6,847,260.61	36,178,403.61	119,501.14	29,450,644.14
2019 Total	(6,847,260.61)	15,858,521.14	95,582.97	22,801,364.72
2020 Total	0.00	14,424,848.97	4,362.87	14,429,211.84
2021 Total	0.00	13,522,151.30	4,090.65	13,526,241.95
2022 Total	0.00	13,149,188.57	123,414.48	13,272,603.05
2023 Total	(0.00)	12,590,317.92	6,218.16	12,596,536.08
2024 Total	1,000.00	12,113,111.77	26,786.75	12,138,898.52
Year End 2024 AUSF	\$2,000.00	\$343,356,729.02	\$554,775.92	\$343,909,504.94
<b>2025</b>				
January	0.00	1,214,248.93	685.69	1,214,934.62
February	0.00	999,538.49	3,444.31	1,002,982.80
March	0.00	1,007,244.35	620.30	1,007,864.65
April	0.00	989,174.18	1,305.65	990,479.83
May	0.00	994,616.24	1,418.61	996,034.85
June	0.00	983,301.32	5,340.85	988,642.17
July	0.00	1,116,617.37	845.64	1,117,463.01
August	0.00	1,006,068.71	712.72	1,006,781.43
September	0.00	967,944.54	633.97	968,578.51
October	0.00	813,797.40	1,072.74	814,870.14
November	0.00	1,165,990.95	2,340.07	1,168,331.02
December	0.00	945,755.42	920.40	946,675.82
2025 AUSF Subtotal	\$0.00	\$12,204,297.90	\$19,340.95	\$12,223,638.85
Total AUSF to Date	\$2,000.00	\$355,561,026.92	\$574,116.87	\$356,133,143.79

Alaska Universal Service Administrative Company

**AUSF Distribution**

December-25

Current Distribution by Company	Distribution Breakdown									
	Monthly Support	Percent of Support	Support Distribution Made on January 30, 2026							
			Jun 2025 Period	Jul 2025 Period	Aug 2025 Period	Sep 2025 Period	Oct 2025 Period	Nov 2025 Period	Total Shortage Distribution	Current Period
			Pool ENS Dist	\$ 203,434.48	\$ -	\$ -	\$ -	\$ -	\$ 203,434.48	\$ -
			NP ENS Dist	\$ 728,856.79	\$ -	\$ -	\$ -	\$ -	\$ 728,856.79	\$ -
<b>ENS</b>										
<b>Pooled</b>										
AECA: Pooling Co. ENS	\$229,514.16	100.00%	203,434.48	-	-	-	-	-	203,434.48	-
<b>Pooled Subtotal</b>	\$ 229,514.16	100.00%	203,434.48	-	-	-	-	-	203,434.48	-
<b>NonPooled</b>										
ACSA - Ft. Wainwright	\$ 9,112.83	1.11%	8,061.43	-	-	-	-	-	8,061.43	-
ACS - Fairbanks	62,802.58	7.62%	55,556.71	-	-	-	-	-	55,556.71	-
ACSA - Juneau	3,555.17	0.43%	3,145.00	-	-	-	-	-	3,145.00	-
ACSN - Glacier State	130,042.50	15.78%	115,038.80	-	-	-	-	-	115,038.80	-
ACSN - Sitka	9,176.83	1.11%	8,118.05	-	-	-	-	-	8,118.05	-
ASTAC	32,486.75	3.94%	28,738.58	-	-	-	-	-	28,738.58	-
CORDOVA	23,813.50	2.89%	21,066.01	-	-	-	-	-	21,066.01	-
CVTC	106,590.25	12.94%	94,292.37	-	-	-	-	-	94,292.37	-
INTERIOR	51,744.17	6.28%	45,774.17	-	-	-	-	-	45,774.17	-
KPU	43,673.08	5.30%	38,634.28	-	-	-	-	-	38,634.28	-
MTA	242,322.00	29.41%	214,364.02	-	-	-	-	-	214,364.02	-
MUKLUK	15,907.08	1.93%	14,071.80	-	-	-	-	-	14,071.80	-
GCI	92,689.67	11.25%	81,995.57	-	-	-	-	-	81,995.57	-
<b>NonPooled Subtotal</b>	\$ 823,916.41	100.00%	728,856.79	-	-	-	-	-	728,856.79	-
<b>ENS Distribution Total</b>	\$ 1,053,430.57		932,291.27	-	-	-	-	-	932,291.27	-

Alaska Universal Service Administrative Company

AUSF Distribution

December-25

Support Shortage Detail							
Distribution Priority	Support Period		AUSAC Admin Fee	ENS Nonpooling Support	ENS Pooling Support	Adjustments	Totals
Month 7 (Dropped from Shortage List)	May-25	Support Shortage		-	-	-	-
		Shortage Paid		-	-	-	-
		% Payment					
		Remaining Support Not Recoverable		-	-	-	-
Month 6 (Oldest)	June-25	Support Shortage		(738,454.23)	(206,113.27)	-	(944,567.50)
		Shortage Paid		728,856.79	203,434.48	-	932,291.27
		% Payment		98.70%	98.70%	98.70%	98.70%
		Remaining Support Shortage		(9,597.44)	(2,678.79)	-	(12,276.23)
Month 5	July-25	Support Shortage		(823,916.41)	(229,967.00)	-	(1,053,883.41)
		Shortage Paid		-	-	-	-
		% Payment		0.00%	0.00%	0.00%	0.00%
		Remaining Support Shortage		(823,916.41)	(229,967.00)	-	(1,053,883.41)
Month 4	August-25	Support Shortage		(823,916.41)	(229,967.00)	-	(1,053,883.41)
		Shortage Paid		-	-	-	-
		% Payment		0.00%	0.00%	0.00%	0.00%
		Remaining Support Shortage		(823,916.41)	(229,967.00)	-	(1,053,883.41)
Month 3	September-25	Support Shortage		(823,916.41)	(229,967.00)	-	(1,053,883.41)
		Shortage Paid		-	-	-	-
		% Payment		0.00%	0.00%	0.00%	0.00%
		Remaining Support Shortage		(823,916.41)	(229,967.00)	-	(1,053,883.41)
Month 2	October-25	Support Shortage		(823,916.41)	(229,967.00)	-	(1,053,883.41)
		Shortage Paid		-	-	-	-
		% Payment		0.00%	0.00%	0.00%	0.00%
		Remaining Support Shortage		(823,916.41)	(229,967.00)	-	(1,053,883.41)
Month 1 (Newest)	November-25	Support Shortage		(823,916.41)	(229,967.00)	-	(1,053,883.41)
		Shortage Paid		-	-	-	-
		% Payment		0.00%	0.00%	0.00%	0.00%
		Remaining Support Shortage		(823,916.41)	(229,967.00)	-	(1,053,883.41)
Current Period	December-25	Current Support Due	(14,384.55)	(823,916.41)	(229,967.00)	-	(1,068,267.96)
		Current Distribution Paid	14,384.55	-	-	-	14,384.55
		% Payment	100.00%	0.00%	0.00%	0.00%	0.00%
		Support Shortage	-	(823,916.41)	(229,967.00)	-	(1,053,883.41)
Total Distribution			14,384.55	728,856.79	203,434.48	-	946,675.82
Total Support Shortage			-	(4,953,095.90)	(1,382,480.79)	-	(6,335,576.69)

Alaska Universal Service Administrative Company

**AUSF Distribution**

December-25

Current Distribution by Company	ENS					
	Current Support Due	Current Support Distribution	Current Month Support Shortage	Current Year Support Shortage Dist	Prior Year Support Shortage Dist & Adjustments	Total Distribution
AECA: Pooling Co. ENS	229,514.16	0.00	(229,514.16)	203,434.48	0.00	203,434.48
ACSA - Ft. Wainwright	9,112.83	0.00	(9,112.83)	8,061.43	0.00	8,061.43
ACS - Fairbanks	62,802.58	0.00	(62,802.58)	55,556.71	0.00	55,556.71
ACSA - Juneau	3,555.17	0.00	(3,555.17)	3,145.00	0.00	3,145.00
ACSN - Glacier State	130,042.50	0.00	(130,042.50)	115,038.80	0.00	115,038.80
ACSN - Sitka	9,176.83	0.00	(9,176.83)	8,118.05	0.00	8,118.05
ASTAC	32,486.75	0.00	(32,486.75)	28,738.58	0.00	28,738.58
CORDOVA	23,813.50	0.00	(23,813.50)	21,066.01	0.00	21,066.01
CVTC	106,590.25	0.00	(106,590.25)	94,292.37	0.00	94,292.37
INTERIOR	51,744.17	0.00	(51,744.17)	45,774.17	0.00	45,774.17
KPU	43,673.08	0.00	(43,673.08)	38,634.28	0.00	38,634.28
MTA	242,322.00	0.00	(242,322.00)	214,364.02	0.00	214,364.02
MUKLUK	15,907.08	0.00	(15,907.08)	14,071.80	0.00	14,071.80
GCI	92,689.67	0.00	(92,689.67)	81,995.57	0.00	81,995.57
Total Current Distribution	\$1,053,430.57	\$0.00	(\$1,053,430.57)	\$932,291.27	\$0.00	\$932,291.27

Alaska Universal Service Administrative Company

AUSF Distribution

December-25

Nonpooling Companies - ENS	ENS Support			FIRST QTR		Apr-25		May-25		Jun-25				YTD ENS Support
	Annual 2025*	1/12 Annual	Percent of Support	Distribution Total	Remaining Shortage	Distribution Total	Remaining Shortage	Distribution Total	Remaining Shortage	Shortage Dist 12/30/2025	Shortage Dist 01/30/2026	Distribution Total	Remaining Shortage	
NonPooling Company ENS Distribution						633,570.00		823,916.41		85,462.18	728,856.79	814,318.97		
ACS-FTW	109,354	9,112.83	1.11%	26,567.18	(771.31)	7,007.53	(2,105.30)	9,112.83	0.00	945.24	8,061.43	9,006.67	(106.16)	51,694.21
ACS-Fairbanks	753,631	62,802.58	7.62%	183,092.13	(5,315.61)	48,293.53	(14,509.05)	62,802.58	0.00	6,514.31	55,556.71	62,071.02	(731.56)	356,259.26
ACS-Juneau	42,662	3,555.17	0.43%	10,364.60	(300.91)	2,733.84	(821.33)	3,555.17	0.00	368.76	3,145.00	3,513.76	(41.41)	20,167.37
ACS-GST	1,560,510	130,042.50	15.78%	379,120.69	(11,006.81)	99,999.25	(30,043.25)	130,042.50	0.00	13,488.88	115,038.80	128,527.68	(1,514.82)	737,690.12
ACS-Sitka	110,122	9,176.83	1.11%	26,753.76	(776.73)	7,056.74	(2,120.09)	9,176.83	0.00	951.88	8,118.05	9,069.93	(106.90)	52,057.26
ASTAC	389,841	32,486.75	3.94%	94,710.57	(2,749.68)	24,981.45	(7,505.30)	32,486.75	0.00	3,369.75	28,738.58	32,108.33	(378.42)	184,287.10
Cordova	285,762	23,813.50	2.89%	69,424.92	(2,015.58)	18,311.95	(5,501.55)	23,813.50	0.00	2,470.10	21,066.01	23,536.11	(277.39)	135,086.48
CVTC	1,279,083	106,590.25	12.94%	310,748.95	(9,021.80)	81,965.09	(24,625.16)	106,590.25	0.00	11,056.26	94,292.37	105,348.63	(1,241.62)	604,652.92
Interior	620,930	51,744.17	6.28%	150,852.88	(4,379.63)	39,789.90	(11,954.27)	51,744.17	0.00	5,367.26	45,774.17	51,141.43	(602.74)	293,528.38
KPU	524,077	43,673.08	5.30%	127,322.75	(3,696.49)	33,583.45	(10,089.63)	43,673.08	0.00	4,530.07	38,634.28	43,164.35	(508.73)	247,743.63
MTA	2,907,864	242,322.00	29.41%	706,455.85	(20,510.15)	186,339.23	(55,982.77)	242,322.00	0.00	25,135.28	214,364.02	239,499.30	(2,822.70)	1,374,616.38
Mukluk	190,885	15,907.08	1.93%	46,374.86	(1,346.38)	12,232.13	(3,674.95)	15,907.08	0.00	1,649.99	14,071.80	15,721.79	(185.29)	90,235.86
GCI	1,112,276	92,689.67	11.25%	270,223.75	(7,845.26)	71,275.91	(21,413.76)	92,689.67	0.00	9,614.40	81,995.57	91,609.97	(1,079.70)	525,799.30
Total	\$ 9,886,997.00	\$ 823,916.41	100.00%	\$2,402,012.89	(\$69,736.34)	\$633,570.00	(\$190,346.41)	\$823,916.41	\$0.00	\$85,462.18	\$728,856.79	\$814,318.97	(\$9,597.44)	\$4,673,818.27

\* From TA44-998 filed 10/01/2024 - effective January 1, 2025.

Alaska Universal Service Administrative Company

AUSF Distribution

December-25

Nonpooling Companies - ENS	ENS Support			THIRD QTR		Oct-25		Nov-25		Dec-25			YTD ENS Support	YTD ENS Shortage Drop Off (Not Paid)
	Annual 2025*	1/12 Annual	Percent of Support	Current Distribution	Remaining Shortage	Distribution Total	Remaining Shortage	Distribution Total	Remaining Shortage	Original Distribution	Distribution Total	Remaining Shortage		
Company	Annual 2025*	1/12 Annual	Percent of Support	Current Distribution	Remaining Shortage	Distribution Total	Remaining Shortage	Distribution Total	Remaining Shortage	Original Distribution	Distribution Total	Remaining Shortage		
NonPooling Company ENS Distribution						0.00		0.00		0.00	0.00			
ACS-FTW	109,354	9,112.83	1.11%	0.00	(27,338.49)	0.00	(9,112.83)	0.00	(9,112.83)	0.00	0.00	(9,112.83)	51,694.21	(2,876.61)
ACS-Fairbanks	753,631	62,802.58	7.62%	0.00	(188,407.74)	0.00	(62,802.58)	0.00	(62,802.58)	0.00	0.00	(62,802.58)	356,259.26	(19,824.66)
ACS-Juneau	42,662	3,555.17	0.43%	0.00	(10,665.51)	0.00	(3,555.17)	0.00	(3,555.17)	0.00	0.00	(3,555.17)	20,167.37	(1,122.24)
ACS-GST	1,560,510	130,042.50	15.78%	0.00	(390,127.50)	0.00	(130,042.50)	0.00	(130,042.50)	0.00	0.00	(130,042.50)	737,690.12	(41,050.06)
ACS-Sitka	110,122	9,176.83	1.11%	0.00	(27,530.49)	0.00	(9,176.83)	0.00	(9,176.83)	0.00	0.00	(9,176.83)	52,057.26	(2,896.82)
ASTAC	389,841	32,486.75	3.94%	0.00	(97,460.25)	0.00	(32,486.75)	0.00	(32,486.75)	0.00	0.00	(32,486.75)	184,287.10	(10,254.98)
Cordova	285,762	23,813.50	2.89%	0.00	(71,440.50)	0.00	(23,813.50)	0.00	(23,813.50)	0.00	0.00	(23,813.50)	135,086.48	(7,517.13)
CVTC	1,279,083	106,590.25	12.94%	0.00	(319,770.75)	0.00	(106,590.25)	0.00	(106,590.25)	0.00	0.00	(106,590.25)	604,652.92	(33,646.96)
Interior	620,930	51,744.17	6.28%	0.00	(155,232.51)	0.00	(51,744.17)	0.00	(51,744.17)	0.00	0.00	(51,744.17)	293,528.38	(16,333.90)
KPU	524,077	43,673.08	5.30%	0.00	(131,019.24)	0.00	(43,673.08)	0.00	(43,673.08)	0.00	0.00	(43,673.08)	247,743.63	(13,786.12)
MTA	2,907,864	242,322.00	29.41%	0.00	(726,966.00)	0.00	(242,322.00)	0.00	(242,322.00)	0.00	0.00	(242,322.00)	1,374,616.38	(76,492.92)
Mukluk	190,885	15,907.08	1.93%	0.00	(47,721.24)	0.00	(15,907.08)	0.00	(15,907.08)	0.00	0.00	(15,907.08)	90,235.86	(5,021.33)
GCI	1,112,276	92,689.67	11.25%	0.00	(278,069.01)	0.00	(92,689.67)	0.00	(92,689.67)	0.00	0.00	(92,689.67)	525,799.30	(29,259.02)
Total	\$ 9,886,997.00	\$ 823,916.41	100.00%	\$0.00	(\$2,471,749.23)	\$0.00	(\$823,916.41)	\$0.00	(\$823,916.41)	\$0.00	\$0.00	(\$823,916.41)	\$4,673,818.27	(\$260,082.75)

\* From TA44-998 filed 10/01/2024 - effective January 1, 2025.



Alaska Universal Service Administrative Company

AUSF Distribution

December-25

POOLING Companies - ENS 1st & 2nd Qtr	ENS Support		Percent of Support	FIRST QTR		Apr-25		May-25		Jun-25				YTD ENS Support
	Annual 2025**	1/12 Annual		Distribution Total	Remaining Shortage	Distribution Total	Remaining Shortage	Distribution Total	Remaining Shortage	Shortage Dist 12/30/2025	Shortage Dist 01/30/2026	Distribution Total	Remaining Shortage	
Company														
Pooling Company ENS Distributions						176,838.56		229,967.00		23,853.73	203,434.48	227,288.21		
Adak Eagle Enterprises	278,695.00	23,224.58	10.10%	67,708.00	(1,965.74)	17,859.09	(5,365.49)	23,224.58	0.00	2,409.01	20,545.04	22,954.05	(270.53)	131,745.72
ATC	430,988.00	35,915.67	15.62%	104,707.10	(3,039.91)	27,618.20	(8,297.47)	35,915.67	0.00	3,725.41	31,771.89	35,497.30	(418.37)	203,738.27
BBTC	166,489.00	13,874.08	6.03%	40,447.94	(1,174.30)	10,668.80	(3,205.28)	13,874.08	0.00	1,439.11	12,273.35	13,712.46	(161.62)	78,703.28
Bettles	2,053.00	171.08	0.07%	498.76	(14.48)	131.56	(39.52)	171.08	0.00	17.75	151.34	169.09	(1.99)	970.49
Bush-Tell	128,201.00	10,683.42	4.65%	31,146.01	(904.25)	8,215.27	(2,468.15)	10,683.42	0.00	1,108.16	9,450.82	10,558.98	(124.44)	60,603.68
Nushagak	209,977.00	17,498.08	7.61%	51,013.20	(1,481.04)	13,455.56	(4,042.52)	17,498.08	0.00	1,815.02	15,479.23	17,294.25	(203.83)	99,261.09
OTZ	296,258.00	24,688.17	10.74%	71,974.90	(2,089.61)	18,984.55	(5,703.62)	24,688.17	0.00	2,560.82	21,839.76	24,400.58	(287.59)	140,048.20
Summit	123,320.00	10,276.67	4.47%	29,960.19	(869.82)	7,902.49	(2,374.18)	10,276.67	0.00	1,065.97	9,091.00	10,156.97	(119.70)	58,296.32
United KUC	122,223.00	10,185.25	4.43%	29,693.67	(862.08)	7,832.19	(2,353.06)	10,185.25	0.00	1,056.48	9,010.12	10,066.60	(118.65)	57,777.71
United Utilities	746,005.00	62,167.08	27.03%	181,239.42	(5,261.82)	47,804.85	(14,362.23)	62,167.08	0.00	6,448.39	54,994.53	61,442.92	(724.16)	352,654.27
Yukon	33,833.00	2,819.42	1.23%	8,219.63	(238.63)	2,168.06	(651.36)	2,819.42	0.00	292.45	2,494.13	2,786.58	(32.84)	15,993.69
Subtotal	\$ 2,538,042.00	\$ 211,503.50	91.97%	616,608.82	(17,901.68)	162,640.62	(48,862.88)	211,503.50	0.00	21,938.57	187,101.21	209,039.78	(2,463.72)	1,199,792.72
Average Schedule Companies														
Circle Telephone Co.	13,740.00	1,145.00	0.50%	3,338.09	(96.91)	880.47	(264.53)	1,145.00	0.00	118.77	1,012.90	1,131.67	(13.33)	6,495.23
North Country Telephone	36,562.00	3,046.83	1.32%	8,882.61	(257.88)	2,342.93	(703.90)	3,046.83	0.00	316.04	2,695.30	3,011.34	(35.49)	17,283.71
Subtotal	50,302.00	4,191.83	1.82%	12,220.70	(354.79)	3,223.40	(968.43)	4,191.83	0.00	434.81	3,708.20	4,143.01	(48.82)	23,778.94
Company subtotal	2,588,344.00	215,695.33		628,829.52	(18,256.47)	165,864.02		215,695.33		22,373.38	190,809.41	213,182.79		1,223,571.66
AECA ENS Admin fee	171,260.00	14,271.67	6.21%	41,607.06	(1,207.95)	10,974.54	(3,297.13)	14,271.67	0.00	1,480.35	12,625.07	14,105.42	(166.25)	80,958.69
Total	\$2,759,604.00	\$229,967.00	100.00%	\$670,436.58	(\$19,464.42)	\$176,838.56	(\$53,128.44)	\$229,967.00	\$0.00	\$23,853.73	\$203,434.48	\$227,288.21	(\$2,678.79)	\$1,304,530.35

\*\*From TA44-998 filed 10/01/2024 - effective January 1, 2025, AECA Admin fee from U-23-001 filed 4/04/2024

Total ENS including Nonpooling and Pooling \$3,072,449.47 \$810,408.56 \$1,053,883.41 \$109,315.91 \$932,291.27 \$1,041,607.18 \$5,978,348.62

Alaska Universal Service Administrative Company

AUSF Distribution

December-25

POOLING Companies - ENS 3rd & 4th Qtr		ENS Support		Percent of Support	THIRD QTR		Oct-25		Nov-25		Dec-25			YTD ENS Support	YTD ENS Shortage Drop Off (Not Paid)
Company	Annual 2025**	1/12 Annual	Current Distribution		Remaining Shortage	Distribution Total	Remaining Shortage	Distribution Total	Remaining Shortage	Original Distribution	Distribution Total	Remaining Shortage			
Pooling Company ENS Distributions							0.00		0.00		0.00	0.00			
Adak Eagle Enterprises	278,695.00	23,224.58	10.12%	0.00	(69,673.74)	0.00	(23,224.58)	0.00	(23,224.58)	0.00	0.00	(23,224.58)	131,745.72	(7,331.23)	
ATC	430,988.00	35,915.67	15.65%	0.00	(107,747.01)	0.00	(35,915.67)	0.00	(35,915.67)	0.00	0.00	(35,915.67)	203,738.27	(11,337.38)	
BBTC	166,489.00	13,874.08	6.04%	0.00	(41,622.24)	0.00	(13,874.08)	0.00	(13,874.08)	0.00	0.00	(13,874.08)	78,703.28	(4,379.58)	
Bettles	2,053.00	171.08	0.07%	0.00	(513.24)	0.00	(171.08)	0.00	(171.08)	0.00	0.00	(171.08)	970.49	(54.00)	
Bush-Tell	128,201.00	10,683.42	4.65%	0.00	(32,050.26)	0.00	(10,683.42)	0.00	(10,683.42)	0.00	0.00	(10,683.42)	60,603.68	(3,372.40)	
Nushagak	209,977.00	17,498.08	7.62%	0.00	(52,494.24)	0.00	(17,498.08)	0.00	(17,498.08)	0.00	0.00	(17,498.08)	99,261.09	(5,523.56)	
OTZ	296,258.00	24,688.17	10.76%	0.00	(74,064.51)	0.00	(24,688.17)	0.00	(24,688.17)	0.00	0.00	(24,688.17)	140,048.20	(7,793.23)	
Summit	123,320.00	10,276.67	4.48%	0.00	(30,830.01)	0.00	(10,276.67)	0.00	(10,276.67)	0.00	0.00	(10,276.67)	58,296.32	(3,244.00)	
United KUC	122,223.00	10,185.25	4.44%	0.00	(30,555.75)	0.00	(10,185.25)	0.00	(10,185.25)	0.00	0.00	(10,185.25)	57,777.71	(3,215.14)	
United Utilities	746,005.00	62,167.08	27.09%	0.00	(186,501.24)	0.00	(62,167.08)	0.00	(62,167.08)	0.00	0.00	(62,167.08)	352,654.27	(19,624.05)	
Yukon	33,833.00	2,819.42	1.23%	0.00	(8,458.26)	0.00	(2,819.42)	0.00	(2,819.42)	0.00	0.00	(2,819.42)	15,993.69	(889.99)	
Subtotal	\$ 2,538,042.00	\$ 211,503.50	92.15%	0.00	(634,510.50)	0.00	(211,503.50)	0.00	(211,503.50)	0.00	0.00	(211,503.50)	1,199,792.72	(66,764.56)	
Average Schedule Companies															
Circle Telephone Co.	13,740.00	1,145.00	0.50%	0.00	(3,435.00)	0.00	(1,145.00)	0.00	(1,145.00)	0.00	0.00	(1,145.00)	6,495.23	(361.44)	
North Country Telephone	36,562.00	3,046.83	1.33%	0.00	(9,140.49)	0.00	(3,046.83)	0.00	(3,046.83)	0.00	0.00	(3,046.83)	17,283.71	(961.78)	
Subtotal	50,302.00	4,191.83	1.83%	0.00	(12,575.49)	0.00	(4,191.83)	0.00	(4,191.83)	0.00	0.00	(4,191.83)	23,778.94	(1,323.22)	
Company subtotal	2,588,344.00	215,695.33		0.00	(647,085.99)	0.00		0.00		0.00	0.00		1,223,571.66		
AECA ENS Admin fee	165,826.00	13,818.83	6.02%	0.00	(27,637.66)	0.00	(13,818.83)	0.00	(13,818.83)	0.00	0.00	(13,818.83)	80,958.69	(4,505.08)	
Total	\$2,754,170.00	\$229,514.16	100.00%	\$0.00	(\$674,723.65)	\$0.00	(\$229,514.16)	\$0.00	(\$229,514.16)	\$0.00	\$0.00	(\$229,514.16)	\$1,304,530.35	(\$72,592.86)	

\*\*From TA44-998 filed 10/01/2024 - effective January 1, 2025, AECA Admin fee from U-25-001 filed 5/16/2025

Total ENS including Nonpooling and Pooling \$0.00 \$0.00 \$0.00 \$0.00 \$0.00

## Alaska Universal Service Administrative Company

Intrastate End User Revenues - Trends

### AUSF Distribution

December-25

Date	# of Cos.	Local	Wireless	IXC	Payphone	Other	Uncollectible	VOIP	Total Revenue
Jan-24	129	4,996,716	4,181,922	830,524	1,554	4,092	(19,439)	318,046	10,313,416
Feb-24	126	4,900,336	3,823,487	891,374	1,554	6,968	(15,034)	337,484	9,946,169
Mar-24	125	5,022,057	4,079,122	773,084	1,554	7,763	(15,472)	345,400	10,213,507
Apr-24	126	5,015,020	3,969,309	911,766	1,554	7,329	(15,497)	333,908	10,223,388
May-24	128	5,023,650	4,053,077	830,049	1,554	7,033	(15,929)	365,561	10,264,995
Jun-24	126	4,991,161	3,961,934	918,998	1,554	8,349	(15,173)	322,872	10,189,696
Jul-24	121	5,024,154	4,097,365	924,608	1,554	8,424	(16,297)	335,994	10,375,802
Aug-24	123	4,964,168	4,061,569	951,736	1,554	15,648	(15,351)	323,863	10,303,186
Sep-24	124	4,898,070	4,082,460	893,902	1,554	16,512	41,719	284,325	10,218,542
Oct-24	122	4,859,953	4,053,561	896,088	1,554	13,772	(15,248)	277,782	10,087,463
Nov-24	128	4,720,611	4,029,068	892,284	1,345	13,249	(10,772)	287,994	9,933,778
Dec-24	127	4,956,212	4,189,126	844,989	1,364	12,352	(11,525)	294,538	10,287,056
YTD Total 2024		\$ 59,372,108	\$ 48,581,999	\$ 10,559,401	\$ 18,249	\$ 121,492	\$ (124,017)	\$ 3,827,766	\$ 122,356,998

Adjustments to prior periods are reflected in the period they apply to, not the period in which they were made.

Date	# of Cos.	Local	Wireless	IXC	Payphone	Other	Uncollectible	VOIP	Total Revenue
Jan-25	128	4,771,150	4,135,934	834,267	916	186,151	(11,274)	293,076	10,210,221
Feb-25	130	4,817,952	3,976,481	853,081	1,383	161,146	(11,291)	304,520	10,103,271
Mar-25	129	4,841,000	4,184,921	782,853	1,005	186,729	(10,800)	332,630	10,318,339
Apr-25	127	4,705,681	4,063,925	797,502	1,194	187,965	(10,203)	287,758	10,033,822
May-25	128	4,710,841	4,194,286	814,975	1,194	186,659	(10,356)	348,779	10,246,379
Jun-25	128	4,644,543	4,132,354	765,928	1,194	186,548	(8,681)	305,229	10,027,115
Jul-25	126	4,646,470	4,142,231	819,997	1,194	128,156	(9,416)	312,505	10,041,137
Aug-25	128	4,529,136	4,141,475	847,379	1,194	128,055	(8,733)	318,414	9,956,919
Sep-25	123	4,455,174	4,160,507	779,140	1,194	129,011	(9,152)	263,720	9,779,594
Oct-25	123	4,543,367	4,250,259	765,112	1,194	125,281	(5,819)	266,662	9,946,055
Nov-25	115	4,494,219	4,094,621	814,570	1,194	128,704	(8,692)	220,782	9,745,398
Dec-25	112	4,310,661	4,023,689	706,055	1,194	126,008	(8,482)	282,971	9,442,096
YTD Total 2025		\$ 55,470,194	\$ 49,500,682	\$ 9,580,860	\$ 14,050	\$ 1,860,412	\$ (112,898)	\$ 3,537,047	\$ 119,850,346

Adjustments to prior periods are reflected in the period they apply to, not the period in which they were made.

## Alaska Universal Service Administrative Company

Intrastate End User Revenues - Variance Analysis

### **AUSF Distribution**

December-25

2025 Month over Month - Variances	# of Cos.	Local	Wireless	IXC	Payphone	Other	Uncollectible	VOIP	Total Revenue
Jan	1%	-4%	-1%	-1%	-33%	1407%	-2%	0%	-1%
Feb	2%	1%	-4%	2%	51%	-13%	0%	4%	-1%
Mar	-1%	0%	5%	-8%	-27%	16%	-4%	9%	2%
Apr	-2%	-3%	-3%	2%	19%	1%	-6%	-13%	-3%
May	1%	0%	3%	2%	0%	-1%	1%	21%	2%
Jun	0%	-1%	-1%	-6%	0%	0%	-16%	-12%	-2%
Jul	-2%	0%	0%	7%	0%	-31%	8%	2%	0%
Aug	2%	-3%	0%	3%	0%	0%	-7%	2%	-1%
Sep	-4%	-2%	0%	-8%	0%	1%	5%	-17%	-2%
Oct	0%	2%	2%	-2%	0%	-3%	-36%	1%	2%
Nov	-7%	-1%	-4%	6%	0%	3%	49%	-17%	-2%
Dec	-3%	-4%	-2%	-13%	0%	-2%	-2%	28%	-3%

2025 Year over Year - Variances	# of Cos.	Local	Wireless	IXC	Payphone	Other	Uncollectible	VOIP	Total Revenue
Jan	-1%	-5%	-1%	0%	-41%	4449%	-42%	-8%	-1%
Feb	3%	-2%	4%	-4%	-11%	2213%	-25%	-10%	2%
Mar	3%	-4%	3%	1%	-35%	2305%	-30%	-4%	1%
Apr	1%	-6%	2%	-13%	-23%	2465%	-34%	-14%	-2%
May	0%	-6%	3%	-2%	-23%	2554%	-35%	-5%	0%
Jun	2%	-7%	4%	-17%	-23%	2134%	-43%	-5%	-2%
Jul	4%	-8%	1%	-11%	-23%	1421%	-42%	-7%	-3%
Aug	4%	-9%	2%	-11%	-23%	718%	-43%	-2%	-3%
Sep	-1%	-9%	2%	-13%	-23%	681%	-122%	-7%	-4%
Oct	1%	-7%	5%	-15%	-23%	810%	-62%	-4%	-1%
Nov	-10%	-5%	2%	-9%	-11%	871%	-19%	-23%	-2%
Dec	-12%	-13%	-4%	-16%	-12%	920%	-26%	-4%	-8%
YTD Total*		-7%	2%	-9%	-23%	1431%	-9%	-8%	-2%

\* YTD December

**Alaska Universal Service Administrative Company**  
Schedule I.A. Disbursement of Universal Service Funds  
Period Ending December 31, 2025

Quarterly Report	Total YTD 2025	1st Qtr 2025 10%	2nd Qtr 2025 10%	3rd Qtr 2025 10%	4th Qtr 2025 10%
1 AUSAC ADMINISTRATION Distribution	88,546.68	13,382.03	30,813.34	20,373.48	23,977.83
2 ENS-Nonpooled Distribution	9,487,104.13	2,511,425.04	2,301,860.82	2,402,012.89	2,271,805.38
3 ENS-Pooled Distribution	2,647,988.13	700,975.09	642,482.69	670,436.58	634,093.77
4 TOTAL AUSF DISTRIBUTION	12,223,638.94	3,225,782.16	2,975,156.85	3,092,822.95	2,929,876.98

	YTD 2025
5 Distribution Shortage	\$ 6,335,576.69
6 Cash Working Capital Adjustment Factor	\$ 1,593,589.63
7 Total Estimated AUSF Support (Line 4+5+6)	\$ 20,152,805.26
8 Gross End User Revenues	\$119,850,346.33
9 Calculated AUSF Surcharge Factor (Line 8/9)	16.81%
10 2025 AUSF Surcharge Rate	10.00%
11 Variance	-6.81%

**Alaska Universal Service Administrative Company**  
Schedule I.B. Reported Intrastate End User Revenues  
Period Ending December 31, 2025

<b>2025 Reported Revenues</b>	Total Reported Revenues	Local Revenue	Wireless Revenue	Interexchange Revenue	Payphone Revenue	Other Revenue	Uncollectible Revenues	VoIP Revenues
Total Revenues 1/1/2025-12/31/2025	\$119,850,346.33	\$55,470,193.74	\$49,500,681.78	\$9,580,859.82	\$14,050.00	\$1,860,412.43	(\$112,898.39)	\$3,537,046.95

**Alaska Universal Service Administrative Company**

Schedule I.C. Distribution Shortage

Period Ending December 31, 2025

Support Shortage Detail							
Distribution Priority	Support Period		AUSAC Admin Fee	ENS Nonpooling Support	ENS Pooling Support	Adjustments	Totals
Month 7 (Dropped from Shortage List)	May-25	Support Shortage		-	-	-	-
		Shortage Paid		-	-	-	-
		% Payment					
		Remaining Support Not Recoverable		-	-	-	-
Month 6 (Oldest)	June-25	Support Shortage		(738,454.23)	(206,113.27)	-	(944,567.50)
		Shortage Paid		728,856.79	203,434.48	-	932,291.27
		% Payment		98.70%	98.70%	98.70%	98.70%
		Remaining Support Shortage		(9,597.44)	(2,678.79)	-	(12,276.23)
Month 5	July-25	Support Shortage		(823,916.41)	(229,967.00)	-	(1,053,883.41)
		Shortage Paid		-	-	-	-
		% Payment		0.00%	0.00%	0.00%	0.00%
		Remaining Support Shortage		(823,916.41)	(229,967.00)	-	(1,053,883.41)
Month 4	August-25	Support Shortage		(823,916.41)	(229,967.00)	-	(1,053,883.41)
		Shortage Paid		-	-	-	-
		% Payment		0.00%	0.00%	0.00%	0.00%
		Remaining Support Shortage		(823,916.41)	(229,967.00)	-	(1,053,883.41)
Month 3	September-25	Support Shortage		(823,916.41)	(229,967.00)	-	(1,053,883.41)
		Shortage Paid		-	-	-	-
		% Payment		0.00%	0.00%	0.00%	0.00%
		Remaining Support Shortage		(823,916.41)	(229,967.00)	-	(1,053,883.41)
Month 2	October-25	Support Shortage		(823,916.41)	(229,967.00)	-	(1,053,883.41)
		Shortage Paid		-	-	-	-
		% Payment		0.00%	0.00%	0.00%	0.00%
		Remaining Support Shortage		(823,916.41)	(229,967.00)	-	(1,053,883.41)
Month 1 (Newest)	November-25	Support Shortage		(823,916.41)	(229,967.00)	-	(1,053,883.41)
		Shortage Paid		-	-	-	-
		% Payment		0.00%	0.00%	0.00%	0.00%
		Remaining Support Shortage		(823,916.41)	(229,967.00)	-	(1,053,883.41)
Current Period	December-25	Current Support Due	(14,384.55)	(823,916.41)	(229,967.00)	-	(1,068,267.96)
		Current Distribution Paid	14,384.55	-	-	-	14,384.55
		% Payment	100.00%	0.00%	0.00%	0.00%	0.00%
		Support Shortage	-	(823,916.41)	(229,967.00)	-	(1,053,883.41)
Total Distribution			14,384.55	728,856.79	203,434.48	-	946,675.82
Total Support Shortage			-	(4,953,095.90)	(1,382,480.79)	-	(6,335,576.69)

**Alaska Universal Service Administrative Company**

Schedule I.D. Notes to Disbursement of Universal Service Funds (Schedule 1.A.)

Period Ending December 31, 2025

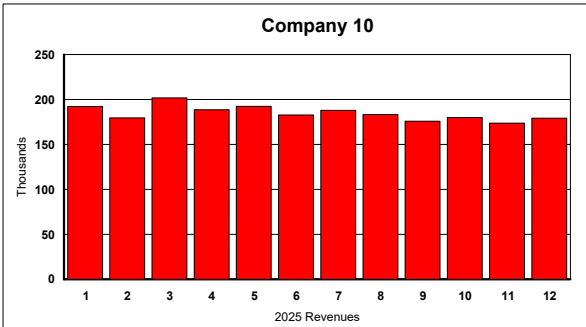
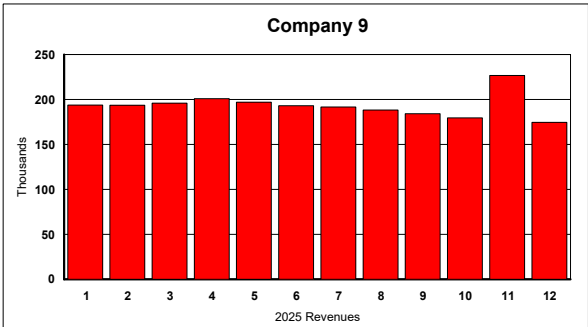
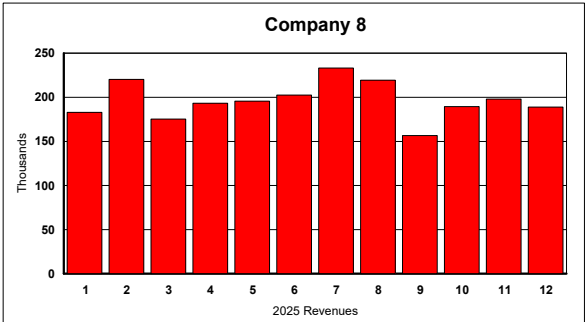
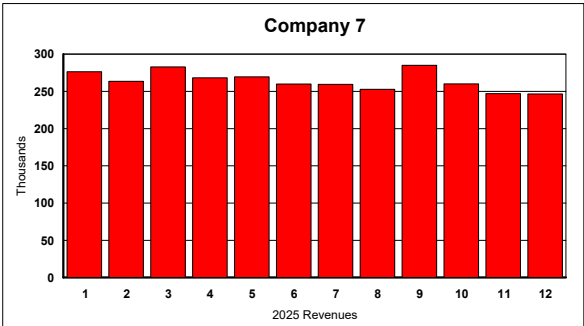
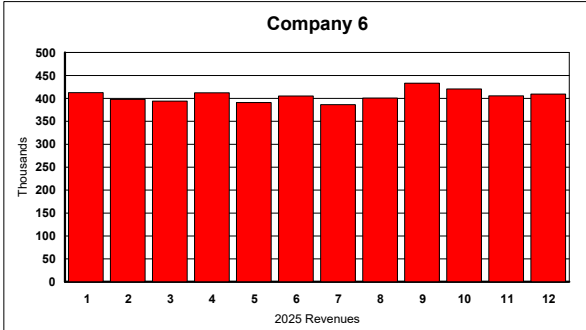
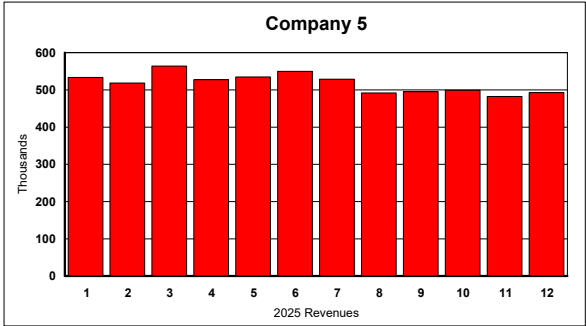
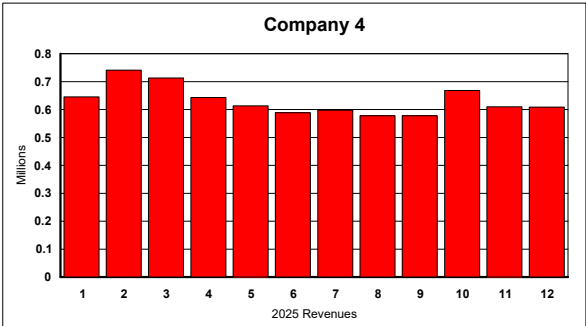
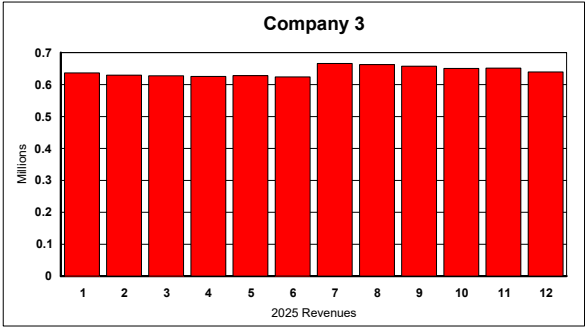
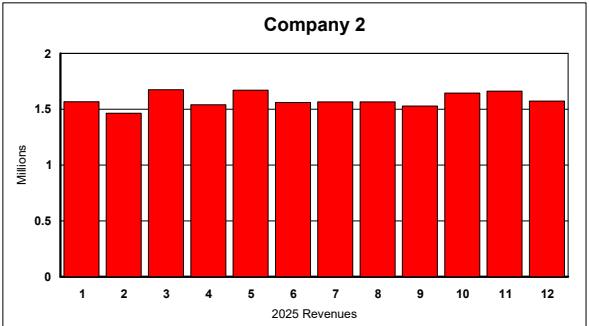
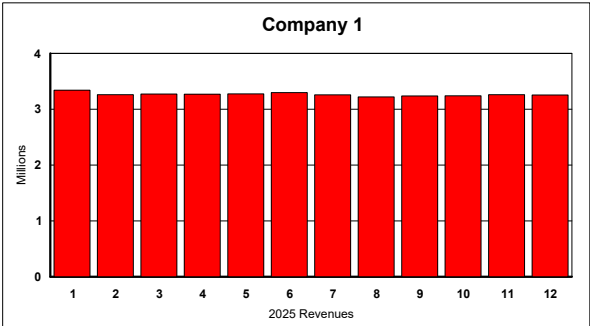
**General Notes**

Schedule 1.A. Disbursement of Universal Service Funds shows the disbursements by quarter and by surcharge rate. The effective surcharge rate is 10% for 2025.

Row numbers have been added to the left of Schedule 1.A. for presentation purposes and are explained in the section below.

Row Number	Column	Explanation
4	Total YTD 2025	Actual funds distributed as of the period ending December 31, 2025. First and second quarter disbursements reflect payments of support for the 2024 support period shortages and the first and second quarter 2025 AUSAC administration distribution. The third and fourth quarter disbursements of support reflect payment of support for the first and second quarter 2025 support shortage and third and fourth quarter 2025 AUSAC Administration. Support for fourth quarter 2025 ENS is currently 100% short.
5	YTD 2025	Distribution shortage of the fund as of the period ending December 31, 2025. See Schedule 1.C.
6	YTD 2025	Working Capital Allowance is from RCA Staff Recommendation, TA2-998, November 18, 1999, Page 5, 1.5 times AUSAC monthly expenses. This calculation is 1.5 times the estimated AUSAC monthly distribution, for the 12 months of the 2025 year. $1.5 \times (\text{approved annual ENS support and actual YTD AUSAC administration} / 12)$
7	YTD 2025	Lines 5+6 from the YTD 2025 column + line 4 from the Total YTD 2025 column.
8	YTD 2025	Gross End User Revenues for the January through December 2025 periods
9	YTD 2025	Calculated AUSF Surcharge Factor based on actual end user revenues, actual disbursements in the January through December 2025 periods, and the AUSF cash balance. This calculation looks back and assumes the calculated surcharge factor and AUSF cash balance would be applied to the January through December 2025 periods resulting in enough funds to cover the first through fourth quarter 2025 disbursements, and working capital.
10	YTD 2025	Surcharge rate effective 1/1/2020 (10%), TA28-998. No change to the surcharge rate in 2025.
11	YTD 2025	The approved 2025 surcharge rate for the January through December 2025 periods was 6.81% below the calculated surcharge required to meet the 2025 disbursement needs, and the working capital allowance.





# **ALASKA UNIVERSAL SERVICE ADMINISTRATIVE COMPANY**

## **AGENT'S REPORT BOARD OF DIRECTORS MEETING**

January 28, 2026

---

Since our last regular meeting, Staff completed the notification process for finalizing the compliance review and are working to complete the year-end tax requirements and preparations for the financial audit. Staff have assisted companies with outstanding remittances and corrections.

A copy of the December 2025 financial report is included this month, labelled VI.A. This month the Board has two items to consider, the approval of the invoice for administrative services from AECA for the month of December 2025 and the approval of the invoice from Erickson & Brooks for the compliance review of 2023 that was commenced in 2025.

The invoice from Erickson & Brooks is below the approved 2025 budgeted amount and includes a partial billing for the non-compliant company.

### **BOARD ACTION REQUEST #1:**

**Recommend the Board approve the payment for invoice number 367 from AECA, for December 2025 administrative services for a total of \$3,118.66.**

### **BOARD ACTION REQUEST #2:**

**Recommend the Board approve the payment for the invoice from Erickson & Brooks for the compliance review for the year 2023, for a total of \$9,480.00.**

All bills received by AUSAC have been paid. This concludes the Agent's report.

1/26/2025

Variance: Actual Higher  
(Lower) than Budget

ACCOUNT	AUSAC FINANCIAL STATEMENT CASH BASIS					
	December-25					
	Current Month			YTD		
EXPENDITURES	ACTUAL	BUDGET	VARIANCE	ACTUAL	BUDGET	VARIANCE
<b>GEN/ADM:</b>						
Administration Support	\$ 3,860	\$ 4,917	\$ (1,057)	\$ 48,906	\$ 59,000	\$ (10,094)
Administration Support: 2024 Pd in 2025	-	-	-	2,475	-	2,475
Miscellaneous	-	100	(100)	305	1,080	(775)
Misc. Exp. 2024 Pd in 2025	-	-	-	-	-	-
Postage & Courier	-	-	-	-	-	-
Postage & Courier Exp.2024 Paid in 2025	-	14	(14)	17	106	(89)
Insurance	886	1,240	(355)	10,620	12,013	(1,393)
Legal	-	960	(960)	665	11,470	(10,805)
Legal Exp. 2024 Pd in 2025	-	-	-	-	-	-
Database Project/Web	-	1,014	(1,014)	218	5,549	(5,331)
Database Project Exp.2024 Paid in 2025	-	-	-	-	-	-
Audit	-	-	-	10,800	10,800	-
Audit Exp. 2024 Pd in 2025	-	-	-	-	-	-
Agreed Upon Procedures/Compliance Review	-	-	-	-	13,620	(13,620)
Comp. Rev. Exp.2024 Paid in 2025	-	-	-	-	-	-
Bank Fees	255	602	(347)	3,243	7,290	(4,047)
Notices/Adv	131	191	(60)	594	2,292	(1,698)
Notices/Adv. Exp. 2024 Pd in 2025	-	-	-	95	-	95
<b>SUBTOTAL</b>	<b>\$ 5,132</b>	<b>\$ 9,038</b>	<b>\$ (3,906)</b>	<b>\$ 77,936</b>	<b>\$ 123,220</b>	<b>\$ (45,284)</b>
<b>OTHER</b>						
Directors Expense	-	366	366	-	1,100	(1,100)
<b>SUBTOTAL</b>	<b>-</b>	<b>366</b>	<b>366</b>	<b>-</b>	<b>1,100</b>	<b>(1,100)</b>
<b>TOTAL EXPENDITURES</b>	<b>\$ 5,132</b>	<b>\$ 9,404</b>	<b>\$ (3,540)</b>	<b>\$ 77,936</b>	<b>\$ 124,320</b>	<b>\$ (46,384)</b>
Total Expenditures for 2024 Paid in 2025	-	-	-	2,569	-	-
<b>INCOME:</b>						
Tariff Remittance Funds (from the sweep account)	4,206	-	4,206	78,676	-	78,676
Interest	850	517	333	8,152	6,204	1,948
Interest from CD Investments	-	-	-	-	-	-
Other (late fees)	1,811	-	1,811	7,857	-	7,857
Reimbursements	-	-	-	-	-	-
Miscellaneous	-	-	-	-	-	-
Deposit In Transit (Sweep)	-	-	-	-	-	-
<b>TOTAL INCOME</b>	<b>\$ 6,867</b>	<b>\$ 517</b>	<b>\$ 6,350</b>	<b>\$ 94,684</b>	<b>\$ 6,204</b>	<b>\$ 88,480</b>
<b>NET VARIANCE</b>	<b>\$ 1,736</b>	<b>\$ (8,887)</b>	<b>\$ 10,623</b>	<b>\$ 16,748</b>	<b>\$ (118,116)</b>	<b>\$ 134,864</b>
<b>CASH</b>						
Beginning Cash	\$0			\$0		\$0
Cash On Hand				\$0		

1/30/2026
Proj. Exp. & Cash Draw
\$ 3,119
-
-
-
-
-
886
609
-
-
-
9,480
-
255
37
-
\$ 14,385
-
-
\$ 14,385
-
14,385
-
-
\$ -
-
-
\$ 14,385
\$ -

VI.A.

# **AUSAC Financial Statement**

## **Notes to Financial Statement**

**January 26, 2026**

---

1. Cash Balance at December 31, 2025 is \$0 in the general operating account. This account sweeps to the BISA account at FNBA as the checks clear.
2. \$5,132 was posted to the statement for services and bank fees.
3. Administrative support expense of \$3,860 applicable to November 2025 was posted to this report.
4. Insurance expense was \$886 for the monthly installment payments.
5. Bank fee expense was \$255 December.
6. Notices expense was \$131 in December.
7. Interest income was \$850 in December.
8. Late fee income was \$1,811 in December for the late payment of remittances.
9. The cash sweep in December was \$4,206. The estimated sweep for expenditures in January 2026 is \$14,385.

Alaska Universal Service Administrative Company  
AUSF Cash Balances in Banks  
January 26, 2026

Bank	Type	Next Mature Date	Avg Rate	1/23/2026
Edward Jones CD	Closed			\$0.00
	Interest Earned		0.00%	\$0.00
	Fees			\$0.00
	Total			\$0.00
Funds transferred to FNBA				\$0.00
Remaining Balance				\$0.00
First National Bank Alaska	R&D Acct/RP	Daily	Varies	\$1,007,631.04
FNBA	Total			\$1,007,631.04
Total AUSF Cash Balances in Banks				\$1,007,631.04
Out of Period Adjustments				(\$58,955.22)
Total Available Balance				\$948,675.82

## Alaska Exchange Carriers Association

P O Box 241281  
Anchorage, AK 99524

**Invoice**

Date	Invoice #
12/31/2025	367

Bill To
AUSAC PO Box 241281 Anchorage, AK 99524

Quantity	Item Code	Description	Price Each	Amount
0.5	Gen. Admin.	(625-05) Administrative work on AUSAC contract	40.87	20.44
0.5	Dist. of Funds	(610-25) Distribution of Funds	40.87	20.44
3	Post Remit.	(610-40) Post remittance forms and prepare monthly reports.	40.87	122.61
2.5	Gen. Admin.	(625-05) Administrative work on AUSAC contract	40.87	102.18
1	Nomination work	(625-12) Work associated with the AUSAC Board nominations.	40.87	40.87
1	Mail	(610-26) Open mail, download and print files.	40.87	40.87
0.5	Agenda_Notice	(625-70) Prepare agenda, Notice meetings, Call attendees	40.87	20.44
1.5	MTG Minutes	(605-10) Draft, Review, Revise & Finalize Minutes	40.87	61.31
0.5	Collections	(610-50) Collection and compliance issues. Company notices.	40.87	20.44
1	MTG Minutes	(605-10) Draft, Review, Revise & Finalize Minutes	40.87	40.87
0.5	Nomination work	(625-12) Work associated with the AUSAC Board nominations.	40.87	20.44
0.5	Bill & Coll.	(610-10) Reconcile Bank report to remittances, to data entry, audit reports and analyze reports .	40.87	20.44
1	Mail	(610-26) Open mail, download and print files.	40.87	40.87
0.5	Compliance Audit	(625-60) Compliance Audit per U-98-168.	40.87	20.44
0.5	Agenda_Notice	(625-70) Prepare agenda, Notice meetings, Call attendees	40.87	20.44
1	Maintain Web	(625-25) Set up and maintain AUSAC web site.	40.87	40.87
0.5	Gen. Admin.	(625-05) Administrative work on AUSAC contract	40.87	20.44
0.5	Mail	(610-26) Open mail, download and print files.	40.87	20.44
0.5	Maintain Web	(625-25) Set up and maintain AUSAC web site.	40.87	20.44
0.5	Board Meeting	(605-05) Prepare for and attend Board of Directors meetings.	40.87	20.44
1	Dist. of Funds	(610-25) Distribution of Funds	40.87	40.87
1	Gen. Admin.	(625-05) Administrative work on AUSAC contract	40.87	40.87
0.5	Maintain Web	(625-25) Set up and maintain AUSAC web site.	40.87	20.44
0.5	Compliance Audit	(625-60) Compliance Audit per U-98-168.	40.87	20.44
1	Gen. Admin.	(625-05) Administrative work on AUSAC contract	40.87	40.87
0.5	Agenda_Notice	(625-70) Prepare agenda, Notice meetings, Call attendees	40.87	20.44
1.5	MTG Minutes	(605-10) Draft, Review, Revise & Finalize Minutes	40.87	61.31
1.5	Bill & Coll.	(610-10) Reconcile Bank report to remittances, to data entry, audit reports and analyze reports .	40.87	61.31
1.5	Post Remit.	(610-40) Post remittance forms and prepare monthly reports.	40.87	61.31
2	Bill & Coll.	(610-10) Reconcile Bank report to remittances, to data entry, audit reports and analyze reports .	40.87	81.74
1	MTG Minutes	(605-10) Draft, Review, Revise & Finalize Minutes	40.87	40.87
1.5	Post Remit.	(610-40) Post remittance forms and prepare monthly reports.	40.87	61.31
0.5	Collections	(610-50) Collection and compliance issues. Company notices.	40.87	20.44
0.5	Agenda_Notice	(625-70) Prepare agenda, Notice meetings, Call attendees	40.87	20.44
			<b>Total</b>	

## Alaska Exchange Carriers Association

P O Box 241281  
Anchorage, AK 99524

**Invoice**

Date	Invoice #
12/31/2025	367

Bill To
AUSAC PO Box 241281 Anchorage, AK 99524

Quantity	Item Code	Description	Price Each	Amount
0.5	MTG Minutes	(605-10) Draft, Review, Revise & Finalize Minutes	40.87	20.44
1	Mail	(610-26) Open mail, download and print files.	40.87	40.87
0.25	Compliance Audit	(625-60) Compliance Audit per U-98-168.	89.33	22.33
0.25	Compliance Audit	(625-60) Compliance Audit per U-98-168.	89.33	22.33
0.25	Maintain Web	(625-25) Set up and maintain AUSAC web site.	89.33	22.33
0.5	Compliance Audit	(625-60) Compliance Audit per U-98-168.	89.33	44.67
0.25	Nomination work	(625-12) Work associated with the AUSAC Board nominations.	89.33	22.33
0.25	Proc/Rmit B&C	(610-40) Processing Remittances & Distributions dist question	89.33	22.33
0.5	Nomination work	(625-12) Work associated with the AUSAC Board nominations.	89.33	44.67
2	Maintain Web	(625-25) Set up and maintain AUSAC web site. email troubleshooting	89.33	178.66
0.5	Gen. Admin.	(625-05) Administrative work on AUSAC contract financials	89.33	44.67
0.25	Compliance Audit	(625-60) Compliance Audit per U-98-168.	89.33	22.33
1	Board Meeting	(605-05) Prepare for and attend Board of Directors meetings.	89.33	89.33
0.25	Gen. Admin.	(625-05) Administrative work on AUSAC contract	89.33	22.33
0.5	Maintain Web	(625-25) Set up and maintain AUSAC web site.	89.33	44.67
0.5	Gen. Admin.	(625-05) Administrative work on AUSAC contract payables, financials	89.33	44.67
1	R&D Report Prep	(610-70) Prepare Remittance & Distribution Report review	89.33	89.33
1	Board Meeting	(605-05) Prepare for and attend Board of Directors meetings.	89.33	89.33
1.5	Gen. Admin.	(625-05) Administrative work on AUSAC contract payables, financials	89.33	134.00
0.5	Gen. Admin.	(625-05) Administrative work on AUSAC contract payables, financials	89.33	44.67
0.5	Gen. Admin.	(625-05) Administrative work on AUSAC contract AUSAC hours review and QB entry	43.05	21.53
1	Gen. Admin.	(625-05) Administrative work on AUSAC contract Check signing at ASTAC building	43.05	43.05
1.5	R&D Report Prep	(610-70) Prepare Remittance & Distribution Report Prepare R&D	43.05	64.58
5	R&D Report Prep	(610-70) Prepare Remittance & Distribution Report Prepare R&D	43.05	215.25
6	R&D Report Prep	(610-70) Prepare Remittance & Distribution Report Prepare R&D	43.05	258.30
1	R&D Report Prep	(610-70) Prepare Remittance & Distribution Report Prepare R&D	43.05	43.05
			<b>Total</b>	

Alaska Exchange Carriers Association

P O Box 241281  
Anchorage, AK 99524

Invoice

Date	Invoice #
12/31/2025	367

Bill To
AUSAC PO Box 241281 Anchorage, AK 99524

Quantity	Item Code	Description	Price Each	Amount
	Reimb Group	Azure AUSAC	10.72	10.72
		AUSAC travel checks and RCA, parking	35.78	35.78
		Azure AUSAC	11.28	11.28
		AUSAC check signing	20.44	20.44
		Total Reimbursable Expenses		78.22
			<b>Total</b>	\$3,118.66



**BRENA, BELL & WALKER, P.C.**

The RSD Building  
810 N Street, Suite 100  
Anchorage, AK 99501  
258-2000 phone 258-2001 fax

Alaska Universal Service Admin. Co.  
810 N Street, Ste 204  
Anchorage, AK 99501  
Attn: Keegan Bernier, Executive Director

January 16, 2026  
Invoice # 38354

In Reference To: AUSAC General Matters  
Our File # 907-001

Professional services

			<u>Hours</u>	<u>Amount</u>
12/8/2025	ASG	Commence to draft AUSAC Board nominations petition; exchange emails with Ms. K. Bernier regarding same	0.70	262.50
12/9/2025	ASG	Continue to draft AUSAC Board nominations petition	0.30	112.50
	MGH	Paralegal: Review, revise, and cite check nomination petition; mark exhibits; email to Mr. A. Guerriero regarding same	0.60	117.00
12/15/2025	MGH	Paralegal: Review and response to email from Mr. A. Guerriero concerning AUSAC board nominations petition; finalize and file with RCA; email to parties regarding same; email to Mr. A. Guerriero concerning returned email nondeliverable	0.60	117.00
For professional services rendered			2.20	\$609.00
<b><i>BALANCE DUE</i></b>				<u>\$609.00</u>

Biller Summary				
Name	Hours	Rate	Amount	
Anthony S. Guerriero - Sr. Attorney	1.00	375.00	\$375.00	
Mary G. Hodsdon - Sr. Paralegal	1.20	195.00	\$234.00	