

Alaska Universal Service Administrative Company

BOARD OF DIRECTORS

Meeting Agenda

Monthly Meeting – April 27, 2026 9:00 a.m.

Anchorage, Alaska

Teleconference: Contact AUSAC for Meeting Link

-
- I. Roll Call
 - II. Approval of Agenda
 - III. Public Comment (Limited to 5 Minutes)
 - IV. Approval of Prior Minutes
 - A. February 26, 2026 – Monthly Board Meeting – Amended
 - B. March 25, 2026 – Monthly Board Meeting
 - V. AUSF Remittance and Distribution: March 2026
 - A. Quarterly Report Filing – Period Ending March 31, 2026
 - B. Quarterly Review Analysis – Period Ending March 31, 2026
 - VI. Agent Report
 - A. Financial Statements – March 2026
 - B. AECA Invoices – March 2026
 - C. Attorney Invoice – March 2026 Services
 - VII. Unfinished Business
 - A. R-25-004 Sunset – AUSAC TA46 Tariff Update – Approved LO2600153 April 16, 2026
 - VIII. New Business
 - A. Executive Session – Late Fee Waiver Request
 - B. Executive Session – Compliance Review 2023 Invoice Questions
 - IX. Next Meeting/Adjournment
 - A. Proposed May 28, 2026 – Morning Meeting
 - B. Proposed June 29, 2026 – Morning Meeting following Annual Membership

**ALASKA UNIVERSAL SERVICE
ADMINISTRATIVE COMPANY**

DRAFT

Amended

Board of Directors

Monthly Meeting

February 26, 2026

I. Roll Call

Board President Laura Kompkoff called the meeting to order at approximately 10:00 a.m. Alaska time.

She then asked Keegan Bernier to call roll:

Laura Kompkoff, President – Other Telecom Provider (virtual)

Juliana Wayman, Vice President – CLEC (virtual)

Sarah Sandbak – Wireless (virtual)

Charles Berdahl, ACS (virtual)

David Collier- IXC w/Wholesale Tariff (virtual)

Jana Grenn, ILEC (virtual)

Lisa Koker – ILEC (virtual, joined at 10:16 a.m.)

Members present through proxy:

The members attending represented a quorum.

Members absent:

Others present:

Keegan Bernier, Agent (virtual)

Zion Burgess, RCA (virtual)

II. Approval of Agenda

Motion by Dave Collier, seconded by Sarah Sandbak, that the Board approves the agenda, as amended to add New Business: C. Director Resignation.

Motion passed, unopposed.

IV.A.

III. Public Comments

There were no public comments.

IV. Approval of Prior Minutes

A. January 28, 2026 Monthly Meeting

Motion, by Charles Berdahl, seconded by Dave Collier, that the minutes from the January 28, 2026 monthly meeting be approved.

Motion passed, unopposed.

V. AUSF Remittance and Distribution Report

Board President Laura Kompkoff asked Ms. Bernier to present the January 2026 AUSF Remittance and Distribution Report.

Ms. Bernier provided a brief review of the current disbursements and the distribution shortage. She noted that the remittances were lower this month due to several large companies not remitting on time or not submitting remittance worksheets. The report includes additional pages for the 2026 support year.

The support funds are scheduled to be distributed on February 27, 2026. A copy of the distribution report was included in the packet labeled V.

Ms. Bernier provided an overview of how the non-submission of remittance reports impacts the AUSF distribution. She noted that on-time remittance payments cannot be included in the available distribution balance if there are no corresponding worksheets, which are used to verify that the funds are AUSF remittances.

Motion, by Dave Collier, seconded by Sarah Sandbak, that the Board approves the January 2026 AUSF Remittance and Distribution Report and authorizes the distribution of funds on or about February 27, 2026 in the amount of \$950,306.46.

Motion passed, unopposed.

Lisa Koker joined the meeting at 10:16 a.m. after the distribution vote.

VI. Agent Report

Board President Laura Kompkoff asked Ms. Bernier to present the monthly administrative report, along with the financial reports for January 2026. Both reports are included in these minutes.

There was one item for the Board to consider, the invoice from AECA for January 2026 services.

Ms. Bernier provided a recap of the discussion during the prior Board meeting regarding the ability for AUSAC to charge audit fees. AUSAC has issued an invoice to the non-compliant company, in regards to the compliance review of the year 2023, with the partial review amount charged by Erickson & Brooks and charges for AUSAC staff time spent on follow-up emails.

BOARD ACTION REQUEST #1:

Motion, by Jana Grenn, seconded by Lisa Koker that the Board approve payment for invoice number 368, from AECA, for January 2026 administrative services for a total of \$4,199.18.

Motion passed, unopposed.

VII. Unfinished Business

A. Status – Board Seats Nomination

Ms. Bernier presented that the board nominations were accepted at the January 14, 2026 RCA public meeting and the letter order was issued February 23, 2026.

VIII. New Business

A. FCC NPRM Access Charge Reform

Ms. Bernier presented that the FCC has issued a notice of proposed rulemaking regarding transitioning access charges to bill-and-keep. This notice also includes proposals for how to assess the USF charge on interstate voice service during and after the transition. This transition will impact what the AUSF surcharge is assessed on. This will be an ongoing agenda item.

VIII. New Business Con't

B. Waiver Requests

Ms. Bernier presented to waiver requests for Company A and Company B along with a review of the companies' payment and reporting histories.

Motion, by Charles Berdahl, seconded by Jana Grenn that the Board approve the waiver of the late fee and interest charges for Company A.

Motion passed, unopposed.

Motion, by Charles Berdahl, seconded by Jana Grenn that the Board deny the waiver of the late fee and interest charges for Company B.

Motion passed, unopposed.

C. Director Resignation

Ms. Bernier notified the Board that Dave Collier is resigning effective March 4, 2026. A replacement has not been selected at this time and Md. Collier expects one to be announced in April. Ms. Bernier expects the process to nominate a replacement Board member will conclude around June.

The Board wished him luck in his retirement and thanked him for his multiple years of service on the Board.

IX. Next Meeting/Adjournment

Board President Laura Kompkoff adjourned the meeting at approximately 10:48 a.m. The next regular Board meeting was scheduled for March 25, 2026 at 3:00 p.m. AKST.

**ALASKA UNIVERSAL SERVICE
ADMINISTRATIVE COMPANY**

DRAFT

Board of Directors

Monthly Meeting

March 25, 2026

I. Roll Call

Board President Laura Kompkoff called the meeting to order at approximately 3:00 p.m. Alaska time.

She then asked Keegan Bernier to call roll:

Laura Kompkoff, President – Other Telecom Provider (virtual)

Juliana Wayman, Vice President – CLEC (virtual)

Sarah Sandbak – Wireless (virtual)

Charles Berdahl, ACS (virtual)

Jana St. Germaine, ILEC (virtual, noted name change from Jana Grenn)

Lisa Koker – ILEC (virtual)

Members present through proxy:

The members attending represented a quorum.

Members absent:

Others present:

Keegan Bernier, Agent (virtual)

Kyle Hopkins, Anchorage Daily News (virtual)

II. Approval of Agenda

Motion by Lisa Koker, seconded by Juliana Wayman, that the Board approves the agenda, as amended to add New Business: B. FCC ICC NPRM.

Motion passed, unopposed.

III. Public Comments

Kyle Hopkins presented his public comment stating that he submitted questions and was told that the AUSAC Board would be addressed at this meeting, that is his purpose for being here.

IV. Approval of Prior Minutes

A. February 26, 2026 Monthly Meeting

Motion, by Charles Berdahl, seconded by Juliana Wayman, that the minutes from the February 26, 2026 monthly meeting be approved.

Motion passed, unopposed.

V. AUSF Remittance and Distribution Report

Board President Laura Kompkoff asked Ms. Bernier to present the February 2026 AUSF Remittance and Distribution Report.

Ms. Bernier provided a brief review of the current disbursements and the distribution shortage. She noted that the remittances were lower this month due to a few larger companies not remitting on time and one large company reporting an approximately 50% reduction to their normal revenue level.

Additionally, Ms. Bernier notified the Board approximately \$60,000 in credits from several companies that previously remitted but did not submit remittance worksheets have been processed.

The support funds are scheduled to be distributed on March 30, 2026. A copy of the distribution report was included in the packet labeled V.

Motion, by Juliana Wayman, seconded by Sarah Sandbak, that the Board approves the February 2026 AUSF Remittance and Distribution Report and authorizes the distribution of funds on or about March 30, 2026 in the amount of \$944,016.99.

Motion passed, unopposed.

VI. Agent Report

Board President Laura Kompkoff asked Ms. Bernier to present the monthly administrative report, along with the financial reports for February 2026. Both reports are included in these minutes.

There were two items for the Board to consider, the invoice from AECA for February 2026 services and the renewal of the D&O insurance.

BOARD ACTION REQUEST #1:

Motion, by Sarah Sandbak, seconded by Jana St. Germaine that the Board approve payment for invoice number 369, from AECA, for February 2026 administrative services for a total of \$5,011.47.

Motion passed, unopposed.

BOARD ACTION REQUEST #2:

Motion, by Lisa Koker, seconded by Juliana Wayman that the Board accept the D&O renewal from Great American, for the period of June 1, 2026 through June 1, 2027, for a total of \$10,590, and \$30 for installment payment fees.

Motion passed, unopposed.

VII. Unfinished Business

A. R-25-004 Sunset – AUSAC TA46 Tariff Update

Ms. Bernier presented the draft tariff updates in response to the approval of regulations, R-25-004, to move the AUSF sunset date to June 30, 2028. The Board reviewed the draft tariff sheets.

Motion, by Juliana Wayman, seconded by Sarah Sandbak that the Board accept the tariff filing as presented in the packet to be filed with the RCA.

Motion passed, unopposed.

B. FCC ICC NPRM

Ms. Bernier presented that the FCC notice of proposed rulemaking regarding the final transition of access charges to bill-and-keep was published in the federal register and the first round of comments are due May 26, 2026. She commented that, at this point, there doesn't appear to be a need for AUSAC to submit comments. Staff will continue monitoring the comments to determine if they relate to the USF and possibly the AUSF.

VIII. New Business

A. Executive Session – Data Request – ADN Request

Motion, by Charles Berdahl, seconded by Lisa Koker, that the AUSAC Board go into executive session based on the fact that the Board will discuss VII.A. New Business: Data Request – Anchorage Daily News. The exception to the Open Meetings Act allows discussion in executive session for matters, would tend to prejudice the reputation and character of any person, and by law, are required to be kept confidential.

Motion passed, unopposed.

Kyle Hopkins interrupted the motion to object to the Board moving into executive session.

The Board entered executive session at 3:35 p.m. and exited at 4:07 p.m.

Juliana Wayman left the meeting during executive session at 4:00 p.m.

Kyle Hopkins re-joined the meeting at 4:10 p.m.

Motion, by Charles Berdahl, seconded by Lisa Koker that AUSAC respond to Kyle Hopkins and ADN’s data request with the following: The directors of the AUSAC board are volunteer members from eligible telecommunications companies in Alaska. The majority of the directors attend industry conferences on behalf of their own companies. The January AUSAC Board meetings are held during the normal AUSAC monthly schedule and usually occur during a conference where most directors are in attendance. The purpose for attending the conference is not related to being a director on the AUSAC Board; having most of the board members in one place makes it practical to hold an AUSAC Board meeting in person while others attend virtually. The AUSAC agent and the AUSAC Board attendance to meetings in Hawaii are not paid by AUSAC, there are no additional costs to AUSAC for holding meetings in Hawaii.

Motion passed, unopposed.

IX. Next Meeting/Adjournment

Board President Laura Kompkoff adjourned the meeting at approximately 4:16 p.m. The next regular Board meeting was scheduled for April 27, 2026 at 9:00 a.m. AKST.

AUSAC

Board of Directors

Laura Kompkoff
President
Other Telecom Providers
lkompkoff@cvtc.org

Juhana Wayman
Vice President
CLEC
jwayman@gci.com

Sarah Sandbak
Secretary/Treasurer
Wireless Telecom Provider
sarah@astac.net

Charles Berdahl
IXC
Charles.Berdahl@acsalaska.com

Vacant
Facility-based IXC with
Wholesale Tariff

Jana St. Germaine
ILEC
Jana.G@aptalaska.com

Lisa Koker
ILEC
lisa@ctcak.net

Alaska Universal Service Administrative Company

P. O. Box 241281

Anchorage, Alaska 99524

To: Board of Directors
From: Keegan Bernier, Agent
Subject: Remittance and Distribution Report
Date: April 27, 2026

The AUSF Remittance and Distribution Report for March 2026 reflects the following:

\$2,000.00	previous AUSF balance
\$417.87	interest on investments
\$868.01	late fees
<u>\$1,035,047.82</u>	remittances received in current period
<u>\$1,038,333.70</u>	total balance
((\$5,822.54)	current March period support disbursements
(\$0.00)	current year (2026) prior period shortage disbursements
<u>(\$1,030,511.16)</u>	prior year (2025) prior period shortage disbursements
(\$1,036,333.70)	total support disbursements
\$2,000.00	ending AUSF balance
<u>(\$2,000.00)</u>	LESS: accrual for operating expenses
<u>\$0.00</u>	Available Balance

The distribution of funds is scheduled for April 30, 2026. The March distribution report reflects the approved 2026 support amounts from TA 45-998 (effective January 1, 2026) AUSAC has distributed 0.13% of the total AUSF support estimate for the rate year 2026, see page 4.

Distribution Percentage of each Support Element:

AUSAC 2026 Rate Year (Jan-Dec), page 4
13.14% of AUSAC's operating budget
0.00% of the support requirement for Nonpooled ENS
0.00% of the support requirement for Pooled ENS

The March 2026 period distribution experienced a shortage of 100% after admin fees, see page 6.

This month, 97.78% of the September period will be disbursed, see page 15.

This concludes the report for the March 2026 period.

*Remittance and Distribution
Report*

Alaska Universal Service Administrative Company
 Intrastate End User Revenues

Monthly AUSF Remittance

March-26

	Number of Companies	Local Exchange Revenues	Mobile Revenues	Interexchange Revenues	Pay Telephone Revenues	Other Revenues	Uncollectible Revenues	VoIP Revenues	Total Reported Revenues	Amount Remitted
Total	119	4,669,299.85	3,912,850.18	1,353,977.89	1,194.00	127,870.01	(9,505.72)	294,779.35	10,350,465.56	1,035,047.82

Adjustments are reflected in the month they are made, not in the month they apply to.

Alaska Universal Service Administrative Company

AUSF Distribution

March-26

Total Distribution	Current Distribution	Current Year Support Shortage Dist.	Prior Year Support Shortage Dist.	Total Distribution
AECA: Pooling Co. CCL	0.00	0.00	224,866.96	224,866.96
ACSA - Ft. Wainwright	0.00	0.00	8,910.74	8,910.74
ACS - Fairbanks	0.00	0.00	61,409.79	61,409.79
ACSA - Juneau	0.00	0.00	3,476.33	3,476.33
ACSN - Glacier State	0.00	0.00	127,158.51	127,158.51
ACSN - Sitka	0.00	0.00	8,973.31	8,973.31
ASTAC	0.00	0.00	31,766.28	31,766.28
CORDOVA	0.00	0.00	23,285.38	23,285.38
CVTC	0.00	0.00	104,226.37	104,226.37
GCI	0.00	0.00	90,634.07	90,634.07
INTERIOR	0.00	0.00	50,596.63	50,596.63
KPU	0.00	0.00	42,704.53	42,704.53
MTA	0.00	0.00	236,947.96	236,947.96
MUKLUK	0.00	0.00	15,554.30	15,554.30
Subtotal	0.00	0.00	1,030,511.16	1,030,511.16
AUSAC	5,822.54	0.00	0.00	5,822.54
Total Distribution	\$5,822.54	\$0.00	\$1,030,511.16	\$1,036,333.70

Alaska Universal Service Administrative Company

<i>AUSF Distribution</i>

March-26

Distribution This Month	March-26
--------------------------------	----------

Total Remittance	\$1,035,047.82
Previous Month AUSF Balance	\$2,000.00
Interest on Investments	\$417.87
Late Fees Received/Misc	\$868.01
Total Funds Collected	<u>\$1,038,333.70</u>
LESS: Accrual for Operating Expenses*	(\$2,000.00)
Total Available to Distribute	<u>\$1,036,333.70</u>

Less:	Current Year		Prior Year Support Shortage Dist.	Total Distribution
	Current Period	Support Shortage Dist.		
AUSAC Administrative Sweep	\$5,822.54	\$0.00	\$0.00	\$5,822.54
ENS Nonpooling Co. Support	\$0.00	\$0.00	\$805,644.20	\$805,644.20
ENS Pooling Co. Support	\$0.00	\$0.00	\$224,866.96	\$224,866.96
Distribution This Month	<u>\$5,822.54</u>	<u>\$0.00</u>	<u>\$1,030,511.16</u>	<u>\$1,036,333.70</u>

Total AUSF Balance	\$2,000.00
AUSF End of Period Available Balance**	\$0.00

*Accrual for Operating Expenses is an accrual to maintain \$2000 in bank.

**The accrual for operating expenses is removed from the total balance to calculate the available balance.

Alaska Universal Service Administrative Company

AUSF Distribution

March-26

2026 Year-To-Date Summary for rate in effect Jan 2026

Total

AUSF FUNDS

Prior Year Balance	\$2,000.00
YTD Remittance	\$2,916,165.56
YTD Interest on Investments and misc items	\$14,491.59
YTD Prior Year Distribution	\$2,914,155.35
YTD Current Year Distribution	\$16,501.80
AUSF Balance	\$2,000.00
	\$0.00

AUSAC ADMINISTRATION

Proposed Budget	\$125,557.00
YTD Distribution	\$16,501.80
% Distributed	13.14%

Essential Network Support - Nonpooling Companies

Annual Support	\$9,886,996.00
YTD Distribution	\$0.00
% Distributed	0.00%

Essential Network Support - Pooling Companies

Annual Support	\$2,754,170.00
YTD Distribution	\$0.00
% Distributed	0.00%

TOTAL

Total Support Estimate	\$12,766,723.00
YTD Distribution	\$16,501.80
% Distributed	0.13%

GROSS ANNUAL END USER REVENUES

Filed Annual End User Revenues	\$120,752,706
YTD End User Revenues (YTD Mar26)	\$28,633,302
% Reported	23.71%

Alaska Universal Service Administrative Company

AUSF Distribution

March-26

AUSF History	F=A+B-C	A	B	C
	Balance	Remittance	Investment Interest and Late Fees	Distribution
1999 Total	286,071.09	3,738,651.25		3,452,580.16
2000 Total	391,714.75	4,009,706.32		3,617,991.57
2001 Total	(341,527.65)	1,234,183.32	27,963.38	1,603,674.35
2002 Total	(99,223.12)	1,768,702.77	7,454.15	1,875,380.04
2003 Total	(5,655.00)	2,170,950.12	2,504.32	2,179,109.44
2004 Total	55,383.76	3,075,113.32	1,654.81	3,021,384.37
2005 Total	32,434.40	3,361,183.54	7,512.14	3,336,261.28
2006 Total	475,993.97	4,288,029.01	24,212.01	3,836,247.05
2007 Total	956,193.52	4,719,544.95	43,790.66	3,807,142.09
2008 Total	(1,095,207.89)	3,040,932.59	23,530.75	4,159,671.23
2009 Total	(434,340.88)	3,923,388.25	8,761.29	4,366,490.42
2010 Total	472,419.01	5,037,854.71	1,494.26	4,566,929.96
2011 Total	1,448,846.05	16,584,300.28	2,079.79	15,137,534.02
2012 Total	415,458.70	30,631,836.49	4,800.55	30,221,178.34
2013 Total	274,031.14	29,505,235.91	5,480.99	29,236,685.76
2014 Total	(1,300,851.43)	27,053,757.73	4,810.31	28,359,419.47
2015 Total	(925,825.50)	26,689,956.54	3,918.53	27,619,700.57
2016 Total	(600,027.42)	26,898,008.03	1,318.29	27,499,353.74
2017 Total	(4,887.50)	27,788,850.61	3,532.67	27,797,270.78
2018 Total	6,847,260.61	36,178,403.61	119,501.14	29,450,644.14
2019 Total	(6,847,260.61)	15,858,521.14	95,582.97	22,801,364.72
2020 Total	0.00	14,424,848.97	4,362.87	14,429,211.84
2021 Total	0.00	13,522,151.30	4,090.65	13,526,241.95
2022 Total	0.00	13,149,188.57	123,414.48	13,272,603.05
2023 Total	(0.00)	12,590,317.92	6,218.16	12,596,536.08
2024 Total	1,000.00	12,113,111.77	26,786.75	12,138,898.52
2025 Total	0.00	12,204,297.90	19,340.95	12,223,638.85
Year End 2025 AUSF	\$2,000.00	\$343,356,729.02	\$554,775.92	\$343,909,504.94
2026				
January	0.00	945,452.58	4,853.88	950,306.46
February	0.00	935,665.16	8,351.83	944,016.99
March	0.00	1,035,047.82	1,285.88	1,036,333.70
April	0.00			
May	0.00			
June	0.00			
July	0.00			
August	0.00			
September	0.00			
October	0.00			
November	0.00			
December	0.00			
2026 AUSF Subtotal	\$0.00	\$2,916,165.56	\$14,491.59	\$2,930,657.15
Total AUSF to Date	\$2,000.00	\$346,272,894.58	\$569,267.51	\$346,840,162.09

Alaska Universal Service Administrative Company

AUSF Distribution

March-26

Support Shortage Detail							
Distribution Priority	Support Period		AUSAC Admin Fee	ENS Nonpooling Support	ENS Pooling Support	Adjustments	Totals
Month 7 (Dropped from Shortage List)	See Prior Year Shortage Section August-25	Support Shortage		-	-	-	-
		Shortage Paid		-	-	-	-
		% Payment					
		Remaining Support Not Recoverable		-	-	-	-
Month 6 (Oldest)	See Prior Year Shortage Section September-25	Support Shortage		-	-	-	-
		Shortage Paid		-	-	-	-
		% Payment		0.00%	0.00%	0.00%	0.00%
		Remaining Support Shortage		-	-	-	-
Month 5	See Prior Year Shortage Section October-25	Support Shortage		-	-	-	-
		Shortage Paid		-	-	-	-
		% Payment		0.00%	0.00%	0.00%	0.00%
		Remaining Support Shortage		-	-	-	-
Month 4	See Prior Year Shortage Section November-25	Support Shortage		-	-	-	-
		Shortage Paid		-	-	-	-
		% Payment		0.00%	0.00%	0.00%	0.00%
		Remaining Support Shortage		-	-	-	-
Month 3	See Prior Year Shortage Section December-25	Support Shortage		-	-	-	-
		Shortage Paid		-	-	-	-
		% Payment		0.00%	0.00%	0.00%	0.00%
		Remaining Support Shortage		-	-	-	-
Month 2	January-26	Support Shortage		(823,916.41)	(229,514.16)	-	(1,053,430.57)
		Shortage Paid		-	-	-	-
		% Payment		0.00%	0.00%	0.00%	0.00%
		Remaining Support Shortage		(823,916.41)	(229,514.16)	-	(1,053,430.57)
Month 1 (Newest)	February-26	Support Shortage		(823,916.41)	(229,514.16)	-	(1,053,430.57)
		Shortage Paid		-	-	-	-
		% Payment		0.00%	0.00%	0.00%	0.00%
		Remaining Support Shortage		(823,916.41)	(229,514.16)	-	(1,053,430.57)
Current Period	March-26	Current Support Due	(5,822.54)	(823,916.41)	(229,514.16)	-	(1,059,253.11)
		Current Distribution Paid	5,822.54	-	-	-	5,822.54
		% Payment	100.00%	0.00%	0.00%	0.00%	0.00%
		Support Shortage	-	(823,916.41)	(229,514.16)	-	(1,053,430.57)
Total Distribution		5,822.54	-	-	-	5,822.54	
Total Support Shortage		-	(2,471,749.23)	(688,542.48)	-	(3,160,291.71)	

Alaska Universal Service Administrative Company

AUSF Distribution

March-26

Current Distribution by Company	ENS					Total Distribution
	Current Support Due	Current Support Distribution	Current Month Support Shortage	Current Year Support Shortage Dist	Prior Year Support Shortage Dist & Adjustments	
AECA: Pooling Co. ENS	229,514.16	0.00	(229,514.16)	0.00	224,866.96	224,866.96
ACSA - Ft. Wainwright	9,112.83	0.00	(9,112.83)	0.00	8,910.74	8,910.74
ACS - Fairbanks	62,802.58	0.00	(62,802.58)	0.00	61,409.79	61,409.79
ACSA - Juneau	3,555.17	0.00	(3,555.17)	0.00	3,476.33	3,476.33
ACSN - Glacier State	130,042.50	0.00	(130,042.50)	0.00	127,158.51	127,158.51
ACSN - Sitka	9,176.83	0.00	(9,176.83)	0.00	8,973.31	8,973.31
ASTAC	32,486.75	0.00	(32,486.75)	0.00	31,766.28	31,766.28
CORDOVA	23,813.50	0.00	(23,813.50)	0.00	23,285.38	23,285.38
CVTC	106,590.25	0.00	(106,590.25)	0.00	104,226.37	104,226.37
INTERIOR	51,744.17	0.00	(51,744.17)	0.00	50,596.63	50,596.63
KPU	43,673.08	0.00	(43,673.08)	0.00	42,704.53	42,704.53
MTA	242,322.00	0.00	(242,322.00)	0.00	236,947.96	236,947.96
MUKLUK	15,907.08	0.00	(15,907.08)	0.00	15,554.30	15,554.30
GCI	92,689.67	0.00	(92,689.67)	0.00	90,634.07	90,634.07
Total Current Distribution	\$1,053,430.57	\$0.00	(\$1,053,430.57)	\$0.00	\$1,030,511.16	\$1,030,511.16

Alaska Universal Service Administrative Company

AUSF Distribution

March-26

Current Distribution by Company	Distribution Breakdown									
	Monthly Support	Percent of Support	Support Distribution Made on April 30, 2026							
			See Prior Year Shortage Section September-25 Period	See Prior Year Shortage Section October-25 Period	See Prior Year Shortage Section November-25 Period	See Prior Year Shortage Section December-25 Period	Jan 2026 Period	Feb 2026 Period	Total Shortage Distribution	Current Period
			Pool ENS Dist	NP ENS Dist						
ENS										
Pooled										
AECA: Pooling Co. ENS	\$229,514.16	100.00%	-	-	-	-	-	-	-	-
Pooled Subtotal	\$ 229,514.16	100.00%	-	-	-	-	-	-	-	-
NonPooled										
ACSA - Ft. Wainwright	\$ 9,112.83	1.11%	-	-	-	-	-	-	-	-
ACS - Fairbanks	62,802.58	7.62%	-	-	-	-	-	-	-	-
ACSA - Juneau	3,555.17	0.43%	-	-	-	-	-	-	-	-
ACSN - Glacier State	130,042.50	15.78%	-	-	-	-	-	-	-	-
ACSN - Sitka	9,176.83	1.11%	-	-	-	-	-	-	-	-
ASTAC	32,486.75	3.94%	-	-	-	-	-	-	-	-
CORDOVA	23,813.50	2.89%	-	-	-	-	-	-	-	-
CVTC	106,590.25	12.94%	-	-	-	-	-	-	-	-
INTERIOR	51,744.17	6.28%	-	-	-	-	-	-	-	-
KPU	43,673.08	5.30%	-	-	-	-	-	-	-	-
MTA	242,322.00	29.41%	-	-	-	-	-	-	-	-
MUKLUK	15,907.08	1.93%	-	-	-	-	-	-	-	-
GCI	92,689.67	11.25%	-	-	-	-	-	-	-	-
NonPooled Subtotal	\$ 823,916.41	100.00%	-	-	-	-	-	-	-	-
ENS Distribution Total	\$ 1,053,430.57		-	-	-	-	-	-	-	-

Alaska Universal Service Administrative Company

AUSF Distribution

March-26

Nonpooling Companies - ENS	ENS Support			Jan-26		Feb-26		Mar-26			YTD ENS Support	YTD ENS Shortage Drop Off (Not Paid)
	Company	Annual 2025*	1/12 Annual	Percent of Support	Distribution Total	Remaining Shortage	Distribution Total	Remaining Shortage	Original Distribution	Distribution Total		
Nonpooling Company ENS Distribution					0.00		0.00		0.00			
ACS-FTW	109,354	9,112.83	1.11%	0.00	(9,112.83)	0.00	(9,112.83)	0.00	0.00	(9,112.83)	0.00	0.00
ACS-Fairbanks	753,631	62,802.58	7.62%	0.00	(62,802.58)	0.00	(62,802.58)	0.00	0.00	(62,802.58)	0.00	0.00
ACS-Juneau	42,662	3,555.17	0.43%	0.00	(3,555.17)	0.00	(3,555.17)	0.00	0.00	(3,555.17)	0.00	0.00
ACS-GST	1,560,510	130,042.50	15.78%	0.00	(130,042.50)	0.00	(130,042.50)	0.00	0.00	(130,042.50)	0.00	0.00
ACS-Sitka	110,122	9,176.83	1.11%	0.00	(9,176.83)	0.00	(9,176.83)	0.00	0.00	(9,176.83)	0.00	0.00
ASTAC	389,841	32,486.75	3.94%	0.00	(32,486.75)	0.00	(32,486.75)	0.00	0.00	(32,486.75)	0.00	0.00
Cordova	285,762	23,813.50	2.89%	0.00	(23,813.50)	0.00	(23,813.50)	0.00	0.00	(23,813.50)	0.00	0.00
CVTC	1,279,083	106,590.25	12.94%	0.00	(106,590.25)	0.00	(106,590.25)	0.00	0.00	(106,590.25)	0.00	0.00
Interior	620,930	51,744.17	6.28%	0.00	(51,744.17)	0.00	(51,744.17)	0.00	0.00	(51,744.17)	0.00	0.00
KPU	524,077	43,673.08	5.30%	0.00	(43,673.08)	0.00	(43,673.08)	0.00	0.00	(43,673.08)	0.00	0.00
MTA	2,907,864	242,322.00	29.41%	0.00	(242,322.00)	0.00	(242,322.00)	0.00	0.00	(242,322.00)	0.00	0.00
Mukluk	190,885	15,907.08	1.93%	0.00	(15,907.08)	0.00	(15,907.08)	0.00	0.00	(15,907.08)	0.00	0.00
GCI	1,112,276	92,689.67	11.25%	0.00	(92,689.67)	0.00	(92,689.67)	0.00	0.00	(92,689.67)	0.00	0.00
Total	\$ 9,886,997.00	\$ 823,916.41	100.00%	\$0.00	(\$823,916.41)	\$0.00	(\$823,916.41)	\$0.00	\$0.00	(\$823,916.41)	\$0.00	\$0.00

*From TA45-998 filed 10/01/2025 - effective January 1, 2026.

Alaska Universal Service Administrative Company

AUSF Distribution

March-26

POOLING Companies - ENS 1st & 2nd Qtr	ENS Support		Percent of Support	Jan-26		Feb-26		Mar-26			YTD ENS Support	YTD ENS Shortage Drop Off (Not Paid)
	Annual 2026**	1/12 Annual		Distribution Total	Remaining Shortage	Distribution Total	Remaining Shortage	Original Distribution	Distribution Total	Remaining Shortage		
Company	Annual 2026**	1/12 Annual		Distribution Total	Remaining Shortage	Distribution Total	Remaining Shortage	Original Distribution	Distribution Total	Remaining Shortage		
Pooling Company ENS Distributions				0.00		0.00		0.00	0.00	0.00		
Adak Eagle Enterprises	278,695.00	23,224.58	10.12%	0.00	(23,224.58)	0.00	(23,224.58)	0.00	0.00	(23,224.58)	0.00	0.00
ATC	430,988.00	35,915.67	15.65%	0.00	(35,915.67)	0.00	(35,915.67)	0.00	0.00	(35,915.67)	0.00	0.00
BBTC	166,489.00	13,874.08	6.04%	0.00	(13,874.08)	0.00	(13,874.08)	0.00	0.00	(13,874.08)	0.00	0.00
Bettles	2,053.00	171.08	0.07%	0.00	(171.08)	0.00	(171.08)	0.00	0.00	(171.08)	0.00	0.00
Bush-Tell	128,201.00	10,683.42	4.65%	0.00	(10,683.42)	0.00	(10,683.42)	0.00	0.00	(10,683.42)	0.00	0.00
Nushagak	209,977.00	17,498.08	7.62%	0.00	(17,498.08)	0.00	(17,498.08)	0.00	0.00	(17,498.08)	0.00	0.00
OTZ	296,258.00	24,688.17	10.76%	0.00	(24,688.17)	0.00	(24,688.17)	0.00	0.00	(24,688.17)	0.00	0.00
Summit	123,320.00	10,276.67	4.48%	0.00	(10,276.67)	0.00	(10,276.67)	0.00	0.00	(10,276.67)	0.00	0.00
United KUC	122,223.00	10,185.25	4.44%	0.00	(10,185.25)	0.00	(10,185.25)	0.00	0.00	(10,185.25)	0.00	0.00
United Utilities	746,005.00	62,167.08	27.09%	0.00	(62,167.08)	0.00	(62,167.08)	0.00	0.00	(62,167.08)	0.00	0.00
Yukon	33,833.00	2,819.42	1.23%	0.00	(2,819.42)	0.00	(2,819.42)	0.00	0.00	(2,819.42)	0.00	0.00
Subtotal	\$ 2,538,042.00	\$ 211,503.50	92.15%	0.00	(211,503.50)	0.00	(211,503.50)	0.00	0.00	(211,503.50)	0.00	0.00
Average Schedule Companies												
Circle Telephone Co.	13,740.00	1,145.00	0.50%	0.00	(1,145.00)	0.00	(1,145.00)	0.00	0.00	(1,145.00)	0.00	0.00
North Country Telephone	36,562.00	3,046.83	1.33%	0.00	(3,046.83)	0.00	(3,046.83)	0.00	0.00	(3,046.83)	0.00	0.00
Subtotal	50,302.00	4,191.83	1.83%	0.00	(4,191.83)	0.00	(4,191.83)	0.00	0.00	(4,191.83)	0.00	0.00
Company subtotal	2,588,344.00	215,695.33		0.00		0.00		0.00	0.00		0.00	
AECA ENS Admin fee	165,826.00	13,818.83	6.02%	0.00	(13,818.83)	0.00	(13,818.83)	0.00	0.00	(13,818.83)	0.00	0.00
Total	\$2,754,170.00	\$229,514.16	100.00%	\$0.00	(\$229,514.16)	\$0.00	(\$229,514.16)	\$0.00	\$0.00	(\$229,514.16)	\$0.00	\$0.00

**From TA45-998 filed 10/01/2025 - effective January 1, 2026, AECA Admin fee from U-25-001 filed 5/16/2025

Total ENS including Nonpooling and Pooling

\$0.00

\$0.00

\$0.00

\$0.00

Alaska Universal Service Administrative Company

Intrastate End User Revenues - Trends

AUSF Distribution

March-26

Date	# of Cos.	Local	Wireless	IXC	Payphone	Other	Uncollectible	VOIP	Total Revenue
Jan-25	129	4,771,150	4,136,093	834,267	916	186,151	(11,274)	293,076	10,210,380
Feb-25	130	4,817,952	3,976,481	853,081	1,383	161,146	(11,291)	304,520	10,103,271
Mar-25	130	4,841,000	4,185,118	782,853	1,005	186,729	(10,800)	332,630	10,318,536
Apr-25	128	4,705,681	4,064,045	797,502	1,194	187,965	(10,203)	287,758	10,033,942
May-25	129	4,710,841	4,194,406	814,975	1,194	186,659	(10,356)	348,779	10,246,499
Jun-25	129	4,644,543	4,132,595	765,928	1,194	186,548	(8,681)	305,229	10,027,356
Jul-25	127	4,646,470	4,142,774	825,252	1,194	128,156	(9,416)	312,505	10,046,935
Aug-25	130	4,529,136	4,141,535	852,633	1,194	128,055	(8,733)	323,661	9,967,481
Sep-25	125	4,455,174	4,160,865	784,395	1,194	129,011	(9,152)	269,829	9,791,315
Oct-25	127	4,543,367	4,251,655	770,367	1,194	125,281	(5,819)	276,895	9,962,940
Nov-25	126	4,496,333	4,241,290	820,165	1,194	128,704	(8,692)	265,332	9,944,325
Dec-25	125	4,391,793	4,181,073	735,653	1,194	128,108	(8,747)	291,894	9,720,969
YTD Total 2025		\$ 55,553,441	\$ 49,807,929	\$ 9,637,072	\$ 14,050	\$ 1,862,512	\$ (113,164)	\$ 3,612,109	\$ 120,373,949

Adjustments to prior periods are reflected in the period they apply to, not the period in which they were made.

Date	# of Cos.	Local	Wireless	IXC	Payphone	Other	Uncollectible	VOIP	Total Revenue
Jan-26	124	4,399,741	3,996,764	847,595	1,194	127,802	(8,146)	270,227	9,635,177
Feb-26	118	4,304,644	3,308,663	831,871	1,194	128,229	(8,406)	272,673	8,838,868
Mar-26	118	4,482,633	3,912,575	1,349,828	1,194	127,870	(9,506)	294,662	10,159,257
Apr-26									
May-26									
Jun-26									
Jul-26									
Aug-26									
Sep-26									
Oct-26									
Nov-26									
Dec-26									
YTD Total 2026		\$ 13,187,018	\$ 11,218,003	\$ 3,029,293	\$ 3,582	\$ 383,901	\$ (26,058)	\$ 837,563	\$ 28,633,302

Adjustments to prior periods are reflected in the period they apply to, not the period in which they were made.

Alaska Universal Service Administrative Company

Intrastate End User Revenues - Variance Analysis

AUSF Distribution

March-26

2026 Month over Month - Variances	# of Cos.	Local	Wireless	IXC	Payphone	Other	Uncollectible	VOIP	Total Revenue
Jan	-1%	0%	-4%	15%	0%	0%	-7%	-7%	-1%
Feb	-5%	-2%	-17%	-2%	0%	0%	3%	1%	-8%
Mar	0%	4%	18%	62%	0%	0%	13%	8%	15%
Apr									
May									
Jun									
Jul									
Aug									
Sep									
Oct									
Nov									
Dec									

2026 Year over Year - Variances	# of Cos.	Local	Wireless	IXC	Payphone	Other	Uncollectible	VOIP	Total Revenue
Jan	-4%	-8%	-3%	2%	30%	-31%	-28%	-8%	-6%
Feb	-9%	-11%	-17%	-2%	-14%	-20%	-26%	-10%	-13%
Mar	-9%	-7%	-7%	72%	19%	-32%	-12%	-11%	-2%
Apr									
May									
Jun									
Jul									
Aug									
Sep									
Oct									
Nov									
Dec									
YTD Total*		-9%	-9%	23%	8%	-28%	-22%	-10%	-7%

* YTD March

Prior Year Support Detail
2025

Alaska Universal Service Administrative Company

AUSF Distribution

March-26

Current Distribution by Company	ENS					
	Current Support Due	Current Support Distribution	Current Month Support Shortage	Current Year Support Shortage Dist	Prior Year Support Shortage Dist & Adjustments	Total Distribution
AECA: Pooling Co. ENS	0.00	0.00	0.00	224,866.96	0.00	224,866.96
ACSA - Ft. Wainwright	0.00	0.00	0.00	8,910.74	0.00	8,910.74
ACS - Fairbanks	0.00	0.00	0.00	61,409.79	0.00	61,409.79
ACSA - Juneau	0.00	0.00	0.00	3,476.33	0.00	3,476.33
ACSN - Glacier State	0.00	0.00	0.00	127,158.51	0.00	127,158.51
ACSN - Sitka	0.00	0.00	0.00	8,973.31	0.00	8,973.31
ASTAC	0.00	0.00	0.00	31,766.28	0.00	31,766.28
CORDOVA	0.00	0.00	0.00	23,285.38	0.00	23,285.38
CVTC	0.00	0.00	0.00	104,226.37	0.00	104,226.37
INTERIOR	0.00	0.00	0.00	50,596.63	0.00	50,596.63
KPU	0.00	0.00	0.00	42,704.53	0.00	42,704.53
MTA	0.00	0.00	0.00	236,947.96	0.00	236,947.96
MUKLUK	0.00	0.00	0.00	15,554.30	0.00	15,554.30
GCI	0.00	0.00	0.00	90,634.07	0.00	90,634.07
Total Current Distribution	\$0.00	\$0.00	\$0.00	\$1,030,511.16	\$0.00	\$1,030,511.16

Alaska Universal Service Administrative Company

AUSF Distribution

March-26

2025 Year-To-Date Summary for rate in effect Jan 2025

	Total	YE 2025	2025 Paid in 2026
AUSF FUNDS			
Prior Year Balance	\$2,000.00		
YTD Remittance	\$12,204,297.90	\$12,204,297.90	\$0.00
YTD Interest on Investments and misc items	\$19,340.95	\$19,340.95	\$0.00
YTD Prior Year Distribution	\$6,156,743.55	\$6,156,743.55	\$0.00
YTD Current Year Distribution	\$8,981,050.65	\$6,066,895.30	\$2,914,155.35
AUSF Balance (Current yr. shortage paid in following yr.)	(\$2,912,155.35)		
	(\$2,912,155.35)		
AUSAC ADMINISTRATION			
Proposed Budget	\$118,116.00		
YTD Distribution	\$88,546.68	\$88,546.68	\$0.00
% Distributed	74.97%		
Essential Network Support - Nonpooling Companies			
Annual Support	\$9,886,996.00		
YTD Distribution	\$6,952,078.27	\$4,673,818.27	\$2,278,260.00
% Distributed	70.32%		
Essential Network Support - Pooling Companies			
Annual Support	\$2,759,605.00		
YTD Distribution	\$1,940,425.70	\$1,304,530.35	\$635,895.35
% Distributed	70.32%		
TOTAL			
Total Support Estimate	\$12,764,717.00		
YTD Distribution	\$8,981,050.65		
% Distributed	70.36%		
GROSS ANNUAL END USER REVENUES			
Filed Annual End User Revenues	\$120,752,706		
YTD End User Revenues (YTD Dec25)	\$119,850,346		
% Reported	99.25%		

Alaska Universal Service Administrative Company

AUSF Distribution

March-26

Support Shortage Detail							
Distribution Priority	Support Period		AUSAC Admin Fee	ENS Nonpooling Support	ENS Pooling Support	Totals	
Month 7 (Dropped from Shortage List)	August-25	Support Shortage		(90,034.45)	(25,129.92)	(115,164.37)	
		Shortage Paid		-	-	-	
		% Payment					
		Remaining Support Not Recoverable		(90,034.45)	(25,129.92)	(115,164.37)	
Month 6 (Oldest)	September-25	Support Shortage		(823,916.41)	(229,967.00)	(1,053,883.41)	
		Shortage Paid		805,644.20	224,866.96	1,030,511.16	
		% Payment		97.78%	97.78%	97.78%	
		Remaining Support Shortage		(18,272.21)	(5,100.04)	(23,372.25)	
Month 5	October-25	Support Shortage		(823,916.41)	(229,967.00)	(1,053,883.41)	
		Shortage Paid		-	-	-	
		% Payment		0.00%	0.00%	0.00%	
		Remaining Support Shortage		(823,916.41)	(229,967.00)	(1,053,883.41)	
Month 4	November-25	Support Shortage		(823,916.41)	(229,967.00)	(1,053,883.41)	
		Shortage Paid		-	-	-	
		% Payment		0.00%	0.00%	0.00%	
		Remaining Support Shortage		(823,916.41)	(229,967.00)	(1,053,883.41)	
Month 3	December-25	Support Shortage		(823,916.41)	(229,967.00)	(1,053,883.41)	
		Shortage Paid		-	-	-	
		% Payment		0.00%	0.00%	0.00%	
		Remaining Support Shortage		(823,916.41)	(229,967.00)	(1,053,883.41)	
Month 2	N/A	Support Shortage		-	-	-	
		Shortage Paid		-	-	-	
		% Payment		0.00%	0.00%	0.00%	
		Remaining Support Shortage		-	-	-	
Month 1 (Newest)	N/A	Support Shortage		-	-	-	
		Shortage Paid		-	-	-	
		% Payment		0.00%	0.00%	0.00%	
		Remaining Support Shortage		-	-	-	
Current Period	N/A	Current Support Due	-	-	-	-	
		Current Distribution Paid	-	-	-	-	
		% Payment	0.00%	0.00%	0.00%	0.00%	
		Support Shortage	-	-	-	-	
Total Distribution			-	805,644.20	224,866.96	1,030,511.16	
Total Support Shortage			-	(2,490,021.44)	(695,001.04)	(3,185,022.48)	

Alaska Universal Service Administrative Company

AUSF Distribution

March-26

Current Distribution by Company	Distribution Breakdown									
	Monthly Support	Percent of Support	Support Distribution Made on April 30, 2026							
			Sep 2025 Period	Oct 2025 Period	Nov 2025 Period	Dec 2025 Period	N/A Period	N/A Period	Total Shortage Distribution	Current Period
			Pool ENS Dist	NP ENS Dist						
ENS										
Pooled										
AECA: Pooling Co. ENS	\$229,514.16	100.00%	224,866.96	-	-	-	-	-	-	224,866.96
Pooled Subtotal	\$ 229,514.16	100.00%	224,866.96	-	-	-	-	-	-	224,866.96
NonPooled										
ACSA - Ft. Wainwright	\$ 9,112.83	1.11%	8,910.74	-	-	-	-	-	-	8,910.74
ACS - Fairbanks	62,802.58	7.62%	61,409.79	-	-	-	-	-	-	61,409.79
ACSA - Juneau	3,555.17	0.43%	3,476.33	-	-	-	-	-	-	3,476.33
ACSN - Glacier State	130,042.50	15.78%	127,158.51	-	-	-	-	-	-	127,158.51
ACSN - Sitka	9,176.83	1.11%	8,973.31	-	-	-	-	-	-	8,973.31
ASTAC	32,486.75	3.94%	31,766.28	-	-	-	-	-	-	31,766.28
CORDOVA	23,813.50	2.89%	23,285.38	-	-	-	-	-	-	23,285.38
CVTC	106,590.25	12.94%	104,226.37	-	-	-	-	-	-	104,226.37
INTERIOR	51,744.17	6.28%	50,596.63	-	-	-	-	-	-	50,596.63
KPU	43,673.08	5.30%	42,704.53	-	-	-	-	-	-	42,704.53
MTA	242,322.00	29.41%	236,947.96	-	-	-	-	-	-	236,947.96
MUKLUK	15,907.08	1.93%	15,554.30	-	-	-	-	-	-	15,554.30
GCI	92,689.67	11.25%	90,634.07	-	-	-	-	-	-	90,634.07
NonPooled Subtotal	\$ 823,916.41	100.00%	805,644.20	-	-	-	-	-	-	805,644.20
ENS Distribution Total	\$ 1,053,430.57		1,030,511.16	-	-	-	-	-	-	1,030,511.16

Alaska Universal Service Administrative Company

AUSF Distribution

March-26

Nonpooling Companies - ENS	ENS Support			FIRST QTR		SECOND QTR		YTD ENS Support
	Company	Annual 2026*	1/12 Annual	Percent of Support	Distribution Total	Remaining Shortage	Current Distribution	
NonPooling Company ENS Distribution								
ACS-FTW	109,354	9,112.83	1.11%	26,567.18	(771.31)	25,127.03	(2,211.46)	51,694.21
ACS-Fairbanks	753,631	62,802.58	7.62%	183,092.13	(5,315.61)	173,167.13	(15,240.61)	356,259.26
ACS-Juneau	42,662	3,555.17	0.43%	10,364.60	(300.91)	9,802.77	(862.74)	20,167.37
ACS-GST	1,560,510	130,042.50	15.78%	379,120.69	(11,006.81)	358,569.43	(31,558.07)	737,690.12
ACS-Sitka	110,122	9,176.83	1.11%	26,753.76	(776.73)	25,303.50	(2,226.99)	52,057.26
ASTAC	389,841	32,486.75	3.94%	94,710.57	(2,749.68)	89,576.53	(7,883.72)	184,287.10
Cordova	285,762	23,813.50	2.89%	69,424.92	(2,015.58)	65,661.56	(5,778.94)	135,086.48
CVTC	1,279,083	106,590.25	12.94%	310,748.95	(9,021.80)	293,903.97	(25,866.78)	604,652.92
Interior	620,930	51,744.17	6.28%	150,852.88	(4,379.63)	142,675.50	(12,557.01)	293,528.38
KPU	524,077	43,673.08	5.30%	127,322.75	(3,696.49)	120,420.88	(10,598.36)	247,743.63
MTA	2,907,864	242,322.00	29.41%	706,455.85	(20,510.15)	668,160.53	(58,805.47)	1,374,616.38
Mukluk	190,885	15,907.08	1.93%	46,374.86	(1,346.38)	43,861.00	(3,860.24)	90,235.86
GCI	1,112,276	92,689.67	11.25%	270,223.75	(7,845.26)	255,575.55	(22,493.46)	525,799.30
Total	\$ 9,886,997.00	\$ 823,916.41	100.00%	\$2,402,012.89	(\$69,736.34)	\$2,271,805.38	(\$199,943.85)	\$4,673,818.27

* From TA44-998 filed 10/01/2024 - effective January 1, 2025.

Alaska Universal Service Administrative Company

AUSF Distribution

March-26

Nonpooling Companies - ENS	ENS Support			Jul-25		Aug-25		Sep-25				FOURTH QTR		YTD ENS Support	YTD ENS Shortage Drop Off (Not Paid)
	Company	Annual 2026*	1/12 Annual	Percent of Support	Distribution Total	Remaining Shortage	Distribution Total	Remaining Shortage	Original Distribution	Shortage Dist 04/30/2026	Distribution Total	Remaining Shortage	Current Distribution		
NonPooling Company ENS Distribution					738,733.84		733,881.96	0.00	805,644.20	805,644.20					
ACS-FTW	109,354	9,112.83	1.11%	8,170.68	(942.15)	8,117.02	(995.81)	0.00	8,910.74	8,910.74	(202.09)	0.00	(27,338.49)	76,892.65	(4,920.73)
ACS-Fairbanks	753,631	62,802.58	7.62%	56,309.59	(6,492.99)	55,939.76	(6,862.82)	0.00	61,409.79	61,409.79	(1,392.79)	0.00	(188,407.74)	529,918.40	(33,912.03)
ACS-Juneau	42,662	3,555.17	0.43%	3,187.61	(367.56)	3,166.68	(388.49)	0.00	3,476.33	3,476.33	(78.84)	0.00	(10,665.51)	29,997.99	(1,919.70)
ACS-GST	1,560,510	130,042.50	15.78%	116,597.74	(13,444.76)	115,831.95	(14,210.55)	0.00	127,158.51	127,158.51	(2,883.99)	0.00	(390,127.50)	1,097,278.32	(70,220.19)
ACS-Sitka	110,122	9,176.83	1.11%	8,228.06	(948.77)	8,174.02	(1,002.81)	0.00	8,973.31	8,973.31	(203.52)	0.00	(27,530.49)	77,432.65	(4,955.30)
ASTAC	389,841	32,486.75	3.94%	29,128.03	(3,358.72)	28,936.72	(3,550.03)	0.00	31,766.28	31,766.28	(720.47)	0.00	(97,460.25)	274,118.13	(17,542.15)
Cordova	285,762	23,813.50	2.89%	21,351.48	(2,462.02)	21,211.25	(2,602.25)	0.00	23,285.38	23,285.38	(528.12)	0.00	(71,440.50)	200,934.59	(12,858.79)
CVTC	1,279,083	106,590.25	12.94%	95,570.16	(11,020.09)	94,942.47	(11,647.78)	0.00	104,226.37	104,226.37	(2,363.88)	0.00	(319,770.75)	899,391.92	(57,556.45)
Interior	620,930	51,744.17	6.28%	46,394.48	(5,349.69)	46,089.76	(5,654.41)	0.00	50,596.63	50,596.63	(1,147.54)	0.00	(155,232.51)	436,609.25	(27,940.74)
KPU	524,077	43,673.08	5.30%	39,157.83	(4,515.25)	38,900.65	(4,772.43)	0.00	42,704.53	42,704.53	(968.55)	0.00	(131,019.24)	368,506.64	(23,582.53)
MTA	2,907,864	242,322.00	29.41%	217,268.96	(25,053.04)	215,841.97	(26,480.03)	0.00	236,947.96	236,947.96	(5,374.04)	0.00	(726,966.00)	2,044,675.27	(130,848.69)
Mukluk	190,885	15,907.08	1.93%	14,262.49	(1,644.59)	14,168.81	(1,738.27)	0.00	15,554.30	15,554.30	(352.78)	0.00	(47,721.24)	134,221.46	(8,589.48)
GCI	1,112,276	92,689.67	11.25%	83,106.73	(9,582.94)	82,560.90	(10,128.77)	0.00	90,634.07	90,634.07	(2,055.60)	0.00	(278,069.01)	782,101.00	(50,050.43)
Total	\$ 9,886,997.00	\$ 823,916.41	100.00%	\$738,733.84	(\$85,182.57)	\$733,881.96	(\$90,034.45)	\$0.00	\$805,644.20	\$805,644.20	(\$18,272.21)	\$0.00	(\$2,471,749.23)	\$6,952,078.27	(\$444,897.21)

* From TA44-998 filed 10/01/2024 - effective January 1, 2025.

Alaska Universal Service Administrative Company

AUSF Distribution

March-26

POOLING Companies - ENS 1st & 2nd Qtr	ENS Support		Percent of Support	FIRST QTR		SECOND QTR		YTD ENS Support
	Annual 2025**	1/12 Annual		Distribution Total	Remaining Shortage	Current Distribution	Remaining Shortage	
Company	Annual 2025**	1/12 Annual						
Pooling Company ENS Distributions								
Adak Eagle Enterprises	278,695.00	23,224.58	10.10%	67,708.00	(1,965.74)	64,037.72	(5,636.02)	196,092.07
ATC	430,988.00	35,915.67	15.62%	104,707.10	(3,039.91)	99,031.17	(8,715.84)	303,246.76
BBTC	166,489.00	13,874.08	6.03%	40,447.94	(1,174.30)	38,255.34	(3,366.90)	117,143.01
Bettles	2,053.00	171.08	0.07%	498.76	(14.48)	471.73	(41.51)	1,444.50
Bush-Tell	128,201.00	10,683.42	4.65%	31,146.01	(904.25)	29,457.67	(2,592.59)	90,203.32
Nushagak	209,977.00	17,498.08	7.61%	51,013.20	(1,481.04)	48,247.89	(4,246.35)	147,741.53
OTZ	296,258.00	24,688.17	10.74%	71,974.90	(2,089.61)	68,073.30	(5,991.21)	208,449.61
Summit	123,320.00	10,276.67	4.47%	29,960.19	(869.82)	28,336.13	(2,493.88)	86,769.02
United KUC	122,223.00	10,185.25	4.43%	29,693.67	(862.08)	28,084.04	(2,471.71)	85,997.11
United Utilities	746,005.00	62,167.08	27.03%	181,239.42	(5,261.82)	171,414.85	(15,086.39)	524,895.30
Yukon	33,833.00	2,819.42	1.23%	8,219.63	(238.63)	7,774.06	(684.20)	23,805.22
Subtotal	\$ 2,538,042.00	\$ 211,503.50	91.97%	616,608.82	(17,901.68)	583,183.90	(51,326.60)	1,785,787.45
Average Schedule Companies								
Circle Telephone Co.	13,740.00	1,145.00	0.50%	3,338.09	(96.91)	3,157.14	(277.86)	9,667.59
North Country Telephone	36,562.00	3,046.83	1.32%	8,882.61	(257.88)	8,401.10	(739.39)	25,725.31
Subtotal	50,302.00	4,191.83	1.82%	12,220.70	(354.79)	11,558.24	(1,017.25)	35,392.90
Company subtotal	2,588,344.00	215,695.33		628,829.52	(18,256.47)	594,742.14	(52,343.85)	1,821,180.35
AECA ENS Admin fee	171,260.00	14,271.67	6.21%	41,607.06	(1,207.95)	39,351.63	(3,463.38)	119,245.35
Total	\$2,759,604.00	\$229,967.00	100.00%	\$670,436.58	(\$19,464.42)	\$634,093.77	(\$55,807.23)	\$1,940,425.70

**From TA44-998 filed 10/01/2024 - effective January 1, 2025, AECA Admin fee from U-23-001 filed 4/04/2024

Total ENS including Nonpooling and Pooling

\$3,072,449.47

\$2,905,899.15

\$8,892,503.97

Alaska Universal Service Administrative Company

AUSF Distribution

March-26

POOLING Companies - ENS 3rd & 4th Qtr	ENS Support		Percent of Support	Jul-25		Aug-25		Sep-25				FOURTH QTR		YTD ENS Support	YTD ENS Shortage Drop Off (Not Paid)
	Annual 2025**	1/12 Annual		Distribution Total	Remaining Shortage	Distribution Total	Remaining Shortage	Original Distribution	Shortage Dist 04/30/2026	Distribution Total	Remaining Shortage	Current Distribution	Remaining Shortage		
Pooling Company ENS Distributions				206,191.31		204,837.08		0.00	224,866.96	224,866.96					
Adak Eagle Enterprises	278,695.00	23,224.58	10.12%	20,864.53	(2,360.05)	20,727.50	(2,497.08)	0.00	22,754.32	22,754.32	(470.26)	0.00	(69,673.74)	196,092.07	(12,458.89)
ATC	430,988.00	35,915.67	15.65%	32,265.98	(3,649.69)	32,054.06	(3,861.61)	0.00	35,188.45	35,188.45	(727.22)	0.00	(107,747.01)	303,246.76	(19,267.05)
BBTC	166,489.00	13,874.08	6.04%	12,464.22	(1,409.86)	12,382.35	(1,491.73)	0.00	13,593.16	13,593.16	(280.92)	0.00	(41,622.24)	117,143.01	(7,442.79)
Bettles	2,053.00	171.08	0.07%	153.70	(17.38)	152.69	(18.39)	0.00	167.62	167.62	(3.46)	0.00	(513.24)	1,444.50	(91.76)
Bush-Tell	128,201.00	10,683.42	4.65%	9,597.79	(1,085.63)	9,534.75	(1,148.67)	0.00	10,467.10	10,467.10	(216.32)	0.00	(32,050.26)	90,203.32	(5,731.14)
Nushagak	209,977.00	17,498.08	7.62%	15,719.95	(1,778.13)	15,616.71	(1,881.37)	0.00	17,143.78	17,143.78	(354.30)	0.00	(52,494.24)	147,741.53	(9,386.89)
OTZ	296,258.00	24,688.17	10.76%	22,179.40	(2,508.77)	22,033.73	(2,654.44)	0.00	24,188.28	24,188.28	(499.89)	0.00	(74,064.51)	208,449.61	(13,244.03)
Summit	123,320.00	10,276.67	4.48%	9,232.37	(1,044.30)	9,171.74	(1,104.93)	0.00	10,068.59	10,068.59	(208.08)	0.00	(30,830.01)	86,769.02	(5,512.93)
United KUC	122,223.00	10,185.25	4.44%	9,150.24	(1,035.01)	9,090.14	(1,095.11)	0.00	9,979.02	9,979.02	(206.23)	0.00	(30,555.75)	85,997.11	(5,463.91)
United Utilities	746,005.00	62,167.08	27.09%	55,849.76	(6,317.32)	55,482.95	(6,684.13)	0.00	60,908.32	60,908.32	(1,258.76)	0.00	(186,501.24)	524,895.30	(33,349.66)
Yukon	33,833.00	2,819.42	1.23%	2,532.92	(286.50)	2,516.28	(303.14)	0.00	2,762.33	2,762.33	(57.09)	0.00	(8,458.26)	23,805.22	(1,512.47)
Subtotal	\$ 2,538,042.00	\$ 211,503.50	92.15%	190,010.86	(21,492.64)	188,762.90	(22,740.60)	0.00	207,220.97	207,220.97	(4,282.53)	0.00	(634,510.50)	1,785,787.45	(113,461.52)
Average Schedule Companies															
Circle Telephone Co.	13,740.00	1,145.00	0.50%	1,028.65	(116.35)	1,021.89	(123.11)	0.00	1,121.82	1,121.82	(23.18)	0.00	(3,435.00)	9,667.59	(614.23)
North Country Telephone	36,562.00	3,046.83	1.33%	2,737.22	(309.61)	2,719.24	(327.59)	0.00	2,985.14	2,985.14	(61.69)	0.00	(9,140.49)	25,725.31	(1,634.47)
Subtotal	50,302.00	4,191.83	1.83%	3,765.87	(425.96)	3,741.13	(450.70)	0.00	4,106.96	4,106.96	(84.87)	0.00	(12,575.49)	35,392.90	(2,248.70)
Company subtotal	2,588,344.00	215,695.33		193,776.73		192,504.03		0.00	211,327.93	211,327.93		0.00	(647,085.99)	1,821,180.35	
AECA ENS Admin fee	165,826.00	13,818.83	6.02%	12,414.58	(1,404.25)	12,333.05	(1,485.78)	0.00	13,539.03	13,539.03	(279.80)	0.00	(27,637.66)	119,245.35	(7,561.36)
Total	\$2,754,170.00	\$229,514.16	100.00%	\$206,191.31	(\$23,322.85)	\$204,837.08	(\$24,677.08)	\$0.00	\$224,866.96	\$224,866.96	(\$4,647.20)	\$0.00	(\$674,723.65)	\$1,940,425.70	(\$123,271.58)

**From TA44-998 filed 10/01/2024 - effective January 1, 2025, AECA Admin fee from U-25-001 filed 5/16/2025

Total ENS including Nonpooling and Pooling

\$944,925.15

\$938,719.04

\$0.00

\$1,030,511.16

\$1,030,511.16

\$0.00

Alaska Universal Service Administrative Company
 Schedule I.A. Disbursement of Universal Service Funds
 Period Ending March 31, 2026

Quarterly Report	Total YTD 2026	1st Qtr 2026 10%
1 AUSAC ADMINISTRATION Distribution	16,501.80	16,501.80
2 ENS-Nonpooled Distribution	2,278,260.00	2,278,260.00
3 ENS-Pooled Distribution	635,895.35	635,895.35
4 TOTAL AUSF DISTRIBUTION	2,930,657.15	2,930,657.15

	YTD 2026
5 Distribution Shortage	\$ 6,345,314.19
6 Cash Working Capital Adjustment Factor	\$ 1,593,840.38
7 Total Estimated AUSF Support (Line 4+5+6)	<u>\$ 10,869,811.72</u>
8 Gross End User Revenues	<u>\$28,633,302.41</u>
9 Calculated AUSF Surcharge Factor (Line 8/9)	37.96%
10 2026 AUSF Surcharge Rate	10.00%
11 Variance	-27.96%

Alaska Universal Service Administrative Company
 Schedule I.B. Reported Intrastate End User Revenues
 Period Ending March 31, 2026

2026 Reported Revenues	Total Reported Revenues	Local Revenue	Wireless Revenue	Interexchange Revenue	Payphone Revenue	Other Revenue	Uncollectible Revenues	VoIP Revenues
Total Revenues 1/1/2026-3/31/2026	\$28,633,302.41	\$13,187,018.11	\$11,218,002.52	\$3,029,293.42	\$3,582.00	\$383,901.28	(\$26,057.70)	\$837,562.78

Alaska Universal Service Administrative Company
Schedule I.C. Distribution Shortage
Period Ending March 31, 2026

Support Shortage Detail							
Distribution Priority	Support Period		AUSAC Admin Fee	ENS Nonpooling Support	ENS Pooling Support	Adjustments	Totals
Month 7 (Dropped from Shortage List)	August-25	Support Shortage	-	-	-	-	-
		Shortage Paid	-	-	-	-	-
		% Payment	-	-	-	-	-
		Remaining Support Not Recoverable	-	-	-	-	-
Month 6 (Oldest)	September-25	Support Shortage		(823,916.41)	(229,967.00)	-	(1,053,883.41)
		Shortage Paid		805,644.20	224,866.96	-	1,030,511.16
		% Payment		97.78%	97.78%	97.78%	97.78%
		Remaining Support Shortage		(18,272.21)	(5,100.04)	-	(23,372.25)
Month 5	October-25	Support Shortage		(823,916.41)	(229,967.00)	-	(1,053,883.41)
		Shortage Paid		-	-	-	-
		% Payment		0.00%	0.00%	0.00%	0.00%
		Remaining Support Shortage		(823,916.41)	(229,967.00)	-	(1,053,883.41)
Month 4	November-25	Support Shortage		(823,916.41)	(229,967.00)	-	(1,053,883.41)
		Shortage Paid		-	-	-	-
		% Payment		0.00%	0.00%	0.00%	0.00%
		Remaining Support Shortage		(823,916.41)	(229,967.00)	-	(1,053,883.41)
Month 3	December-25	Support Shortage		(823,916.41)	(229,967.00)	-	(1,053,883.41)
		Shortage Paid		-	-	-	-
		% Payment		0.00%	0.00%	0.00%	0.00%
		Remaining Support Shortage		(823,916.41)	(229,967.00)	-	(1,053,883.41)
Month 2	January-26	Support Shortage		(823,916.41)	(229,514.16)	-	(1,053,430.57)
		Shortage Paid		-	-	-	-
		% Payment		0.00%	0.00%	0.00%	0.00%
		Remaining Support Shortage		(823,916.41)	(229,514.16)	-	(1,053,430.57)
Month 1 (Newest)	February-26	Support Shortage		(823,916.41)	(229,514.16)	-	(1,053,430.57)
		Shortage Paid		-	-	-	-
		% Payment		0.00%	0.00%	0.00%	0.00%
		Remaining Support Shortage		(823,916.41)	(229,514.16)	-	(1,053,430.57)
Current Period	March-26	Current Support Due	(5,822.54)	(823,916.41)	(229,514.16)	-	(1,059,253.11)
		Current Distribution Paid	5,822.54	-	-	-	5,822.54
		% Payment	100.00%	0.00%	0.00%	0.00%	0.00%
		Support Shortage	-	(823,916.41)	(229,514.16)	-	(1,053,430.57)
Total Distribution			5,822.54	805,644.20	224,866.96	-	1,036,333.70
Total Support Shortage			-	(4,961,770.67)	(1,383,543.52)	-	(6,345,314.19)

Alaska Universal Service Administrative Company

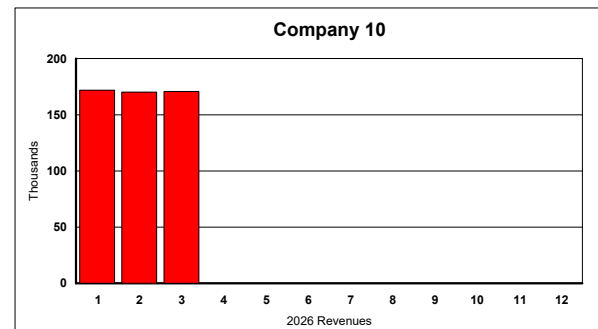
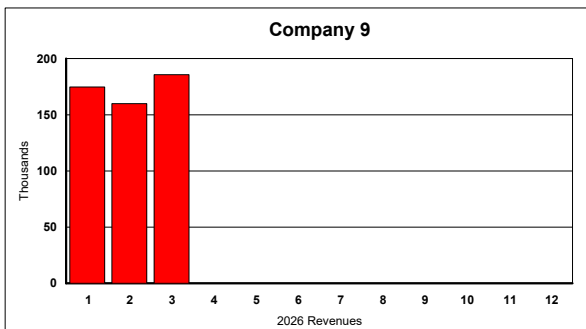
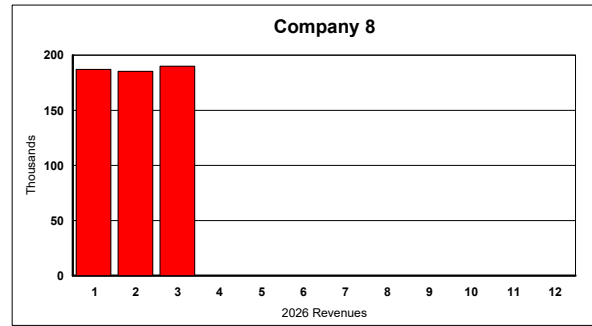
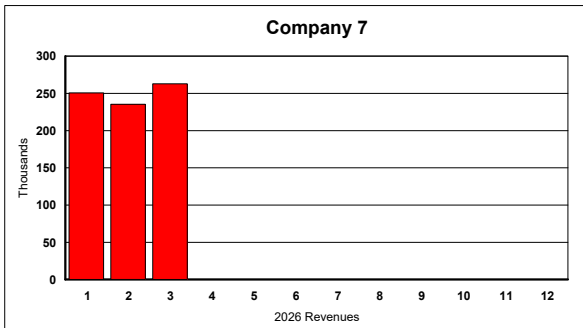
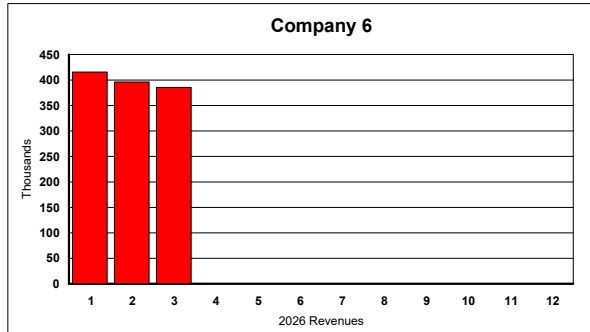
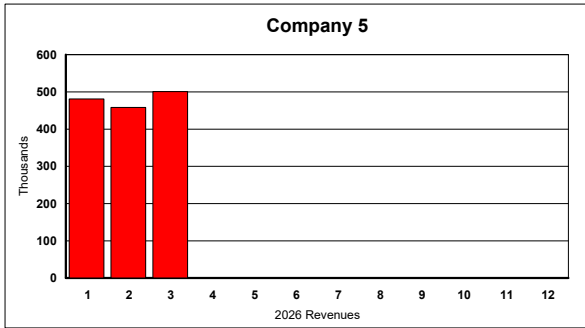
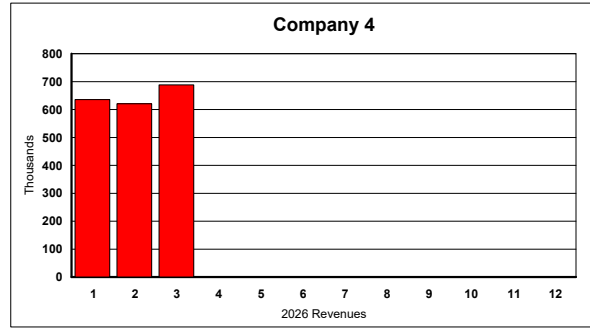
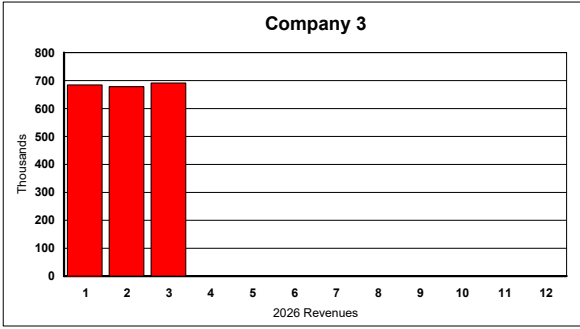
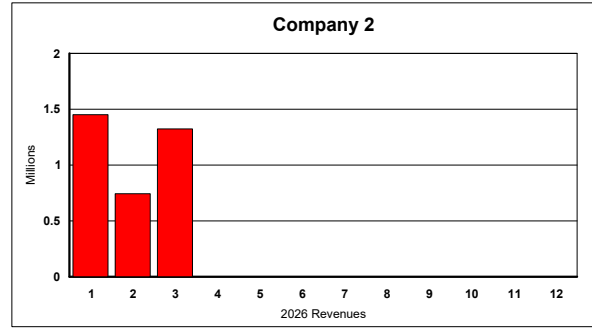
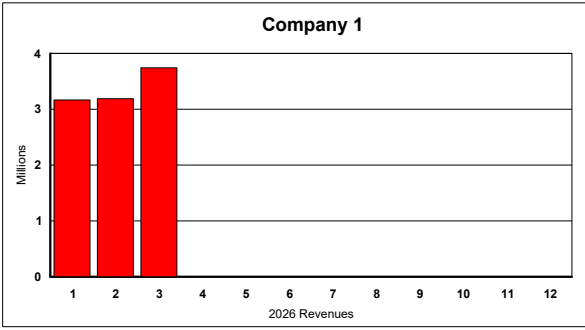
Schedule I.D. Notes to Disbursement of Universal Service Funds (Schedule 1.A.)
 Period Ending March 31, 2026

General Notes

Schedule 1.A. Disbursement of Universal Service Funds shows the disbursements by quarter and by surcharge rate. The effective surcharge rate is 10% for 2026.

Row numbers have been added to the left of Schedule 1.A. for presentation purposes and are explained in the section below.

Row Number	Column	Explanation
4	Total YTD 2026	Actual funds distributed as of the period ending March 31, 2026 First quarter disbursements reflect payments of support for the 2025 support period shortages and the current first quarter 2026 AUSAC administration distribution. The first quarter 2026 support for ENS is currently 100% short.
5	YTD 2026	Distribution shortage of the fund as of the period ending March 31, 2026. See Schedule 1.C.
6	YTD 2026	Working Capital Allowance is from RCA Staff Recommendation, TA2-998, November 18,1999, Page 5,1.5 times AUSAC monthly expenses. This calculation is 1.5 times the estimated AUSAC monthly distribution, for the 12 months of the 2026 year. 1.5*(approved annual ENS support and actual YTD AUSAC administration / 12)
7	YTD 2026	Lines 5+6 from the YTD 2026 column + line 4 from the Total YTD 2026 column.
8	YTD 2026	Gross End User Revenues for the January through March 2026 periods
9	YTD 2026	Calculated AUSF Surcharge Factor based on actual end user revenues, actual disbursements in the January through March 2026 periods, and the AUSF cash balance. This calculation looks back and assumes the calculated surcharge factor and AUSF cash balance would be applied to the January through March 2026 periods resulting in enough funds to cover the first through fourth quarter 2026 disbursements, the 2025 shortage and working capital.
10	YTD 2026	Surcharge rate effective 1/1/2020 (10%), TA28-998. No change to the surcharge rate in 2026.
11	YTD 2026	The approved 2026 surcharge rate for the January through March 2026 periods was 27.96% below the calculated surcharge required to meet the 2026 disbursement needs, 2025 support shortage and the working capital allowance.



ALASKA UNIVERSAL SERVICE ADMINISTRATIVE COMPANY

AGENT'S REPORT BOARD OF DIRECTORS MEETING

April 27, 2026

Since our last regular meeting, Staff are close to finishing the annual financial audit and have completed the tariff updates to the AUSF sunset date change. Staff have assisted companies with outstanding remittances and corrections.

The annual compliance audit is underway and notices to selected companies will be issued in May.

Banking updates to the authorized check signers has been completed and AUSAC has reached out to ATT requesting information on potential candidates to serve on the AUSAC Board as the representative for the Facility-based IXC with wholesale Tariff membership group.

A copy of the March 2026 financial report is included this month, labelled VI.A. This month the Board has one item to consider, the approval of the invoice for administrative services from AECA for the month of March 2026.

BOARD ACTION REQUEST #1:

Recommend the Board approve the payment for invoice number 370 from AECA, for March 2026 administrative services for a total of \$5,154.87.

All bills received by AUSAC have been paid. This concludes the Agent's report.

4/23/2025

Variance: Actual Higher
 (Lower) than Budget

AUSAC FINANCIAL STATEMENT
 CASH BASIS

ACCOUNT	March-26						4/30/2026 Proj. Exp. & Cash Draw
	Current Month			YTD			
	ACTUAL	BUDGET	VARIANCE	ACTUAL	BUDGET	VARIANCE	
EXPENDITURES							
GEN/ADM:							
Administration Support	\$ 5,011	\$ 4,750	\$ 261	\$ 9,211	\$ 14,250	\$ (5,039)	\$ 5,155
Administration Support: 2025 Pd in 2026	-	-	-	3,097	-	3,097	-
Miscellaneous	-	-	-	-	-	-	-
Misc. Exp. 2025 Pd in 2026	-	-	-	(10)	-	(10)	-
Postage & Courier	-	9	(9)	-	27	(27)	-
Postage & Courier Exp.2025 Paid in 2026	-	-	-	-	-	-	-
Insurance	-	886	(886)	1,771	2,658	(887)	-
Legal	-	955	(955)	-	1,910	(1,910)	315
Legal Exp. 2025 Pd in 2026	-	-	-	609	955	(346)	-
Database/Web	-	23	(23)	-	46	(46)	-
Database/Web Exp.2025 Paid in 2026	-	-	-	-	-	-	-
Audit	-	-	-	-	-	-	-
Audit Exp. 2025 Pd in 2026	-	-	-	-	-	-	-
Agreed Upon Procedures/Compliance Review	-	-	-	-	-	-	-
Comp. Rev. Exp.2025 Paid in 2026	-	-	-	9,480	-	9,480	-
Bank Fees	260	284	(24)	769	852	(83)	269
Notices/Adv	37	183	(146)	79	549	(470)	84
Notices/Adv. Exp. 2025 Pd in 2026	-	-	-	37	-	37	-
SUBTOTAL	5,308	7,090	(1,782)	25,042	21,247	3,795	\$ 5,823
OTHER							
Directors Expense	-	-	-	-	-	-	\$ -
SUBTOTAL	-	-	-	-	-	-	\$ -
TOTAL EXPENDITURES	5,308	7,090	(\$1,782)	\$25,042	\$21,247	\$3,795	5,823
Total Expenditures for 2025 Paid in 2026	-	-	-	13,212	-	-	-
INCOME:							
Tariff Remittance Funds (from the sweep account)	918	-	918	24,124	-	24,124	5,823
Interest	418	557	(139)	1,446	1,671	(225)	-
Interest from CD Investments	-	-	-	-	-	-	-
Other (late fees)	5,324	-	5,324	12,248	-	12,248	-
Reimbursements	-	-	-	-	-	-	-
Miscellaneous	-	-	-	-	-	-	-
Deposit In Transit (Sweep)	-	-	-	-	-	-	-
TOTAL INCOME	\$ 6,660	\$ 557	\$ 6,103	\$ 37,818	\$ 1,671	\$ 36,147	\$ 5,823
NET VARIANCE	\$ 1,352	(\$6,533)	\$ 7,885	\$12,776	(\$19,576)	\$32,352	\$0
CASH							
Beginning Cash	\$0			\$0			\$0
Cash On Hand				\$0			

AUSAC Financial Statement

Notes to Financial Statement

April 23, 2026

1. Cash Balance at March 31, 2026 is \$0 in the general operating account. This account sweeps to the BISA account at FNBA as the checks clear.
2. \$5,308 was posted to the statement for services and bank fees.
3. Administrative support expense of \$5,011 applicable to February 2026 was posted to this report.
4. Insurance expense was \$0, the next monthly installment payment will occur around June 2026.
5. Bank fee expense was \$260 in March.
6. Notices expense was \$37 in March.
7. Interest income was \$418 in March.
8. Late fee income was \$5,324 in March for the late payment of remittances.
9. The cash sweep in March was \$918. The estimated sweep for expenditures in April 2026 is \$5,823.

Alaska Universal Service Administrative Company
 AUSF Cash Balances in Banks
 April 23, 2026

Bank	Type	Next Mature Date	Avg Rate	3/23/2026
Edward Jones CD		Closed		\$0.00
	Interest Earned		0.00%	\$0.00
	Fees			\$0.00
	<u>Total</u>			\$0.00
Funds transferred to FNBA				\$0.00
Remaining Balance				\$0.00
First National Bank Alaska	R&D Acct/RP	Daily	Varies	\$1,059,239.97
FNBA	<u>Total</u>			\$1,059,239.97
Total AUSF Cash Balances in Banks				\$1,059,239.97
Out of Period Adjustments				\$0.00
Total Available Balance				\$1,059,239.97

Alaska Exchange Carriers Association

Invoice

P O Box 241281
Anchorage, AK 99524

Date	Invoice #
3/31/2026	370

Bill To
AUSAC PO Box 241281 Anchorage, AK 99524

Quantity	Item Code	Description	Price Each	Amount
0.5	Post Remit.	(610-40) Post remittance forms and prepare monthly reports.	40.22	20.11
0.5	Mail	(610-26) Open mail, download and print files.	40.22	20.11
0.5	Mail	(610-26) Open mail, download and print files.	40.22	20.11
0.5	Post Remit.	(610-40) Post remittance forms and prepare monthly reports.	40.22	20.11
0.5	Dist. of Funds	(610-25) Distribution of Funds	40.22	20.11
1	Gen. Admin.	(625-05) Administrative work on AUSAC contract	40.22	40.22
0.5	Gen. Admin.	(625-05) Administrative work on AUSAC contract	40.22	20.11
0.5	Tariff	(630-10) Prepare Tariff and Forms	40.22	20.11
2	Tariff	(630-10) Prepare Tariff and Forms	40.22	80.44
0.5	Collections	(610-50) Collection and compliance issues. Company notices.	40.22	20.11
2.5	Follow up on Late ...	(610-53) Follow up on outstanding Late Fee Invoices	40.22	100.55
0.5	Late Fee Analysis	(610-51) Preparation and Review of monthly Late Fee Analysis	40.22	20.11
0.5	Tariff	(630-10) Prepare Tariff and Forms	40.22	20.11
0.5	Gen. Admin.	(625-05) Administrative work on AUSAC contract	40.22	20.11
1	Bill & Coll.	(610-10) Reconcile Bank report to remittances, to data entry, audit reports and analyze reports .	40.22	40.22
1.5	Dist. of Funds	(610-25) Distribution of Funds	40.22	60.33
2	Bill & Coll.	(610-10) Reconcile Bank report to remittances, to data entry, audit reports and analyze reports .	40.22	80.44
0.5	MTG Minutes	(605-10) Draft, Review, Revise & Finalize Minutes	40.22	20.11
0.5	Mail	(610-26) Open mail, download and print files.	40.22	20.11
1	Collections	(610-50) Collection and compliance issues. Company notices.	40.22	40.22
0.5	Mail	(610-26) Open mail, download and print files.	40.22	20.11
0.5	Maintain Web	(625-25) Set up and maintain AUSAC web site.	40.22	20.11
1.5	Post Remit.	(610-40) Post remittance forms and prepare monthly reports.	40.22	60.33
0.5	Late Fee Analysis	(610-51) Preparation and Review of monthly Late Fee Analysis	40.22	20.11
0.5	MTG Minutes	(605-10) Draft, Review, Revise & Finalize Minutes	40.22	20.11
0.5	Rev Val	(625-65) Rev Val Prep and Issuance	40.22	20.11
1	Mail	(610-26) Open mail, download and print files.	40.22	40.22
2	Gen. Admin.	(625-05) Administrative work on AUSAC contract	40.22	80.44
0.5	Bill & Coll.	(610-10) Reconcile Bank report to remittances, to data entry, audit reports and analyze reports .	40.22	20.11
0.5	Collections	(610-50) Collection and compliance issues. Company notices.	40.22	20.11
0.5	Mail	(610-26) Open mail, download and print files.	40.22	20.11
0.5	Late Fee Analysis	(610-51) Preparation and Review of monthly Late Fee Analysis	40.22	20.11
			Total	

Alaska Exchange Carriers Association

Invoice

P O Box 241281
Anchorage, AK 99524

Date	Invoice #
3/31/2026	370

Bill To
AUSAC PO Box 241281 Anchorage, AK 99524

Quantity	Item Code	Description	Price Each	Amount
0.5	Dist. of Funds	(610-25) Distribution of Funds	40.22	20.11
1.5	Agenda_Notice	(625-70) Prepare agenda, Notice meetings, Call attendees	40.22	60.33
5	Post Remit.	(610-40) Post remittance forms and prepare monthly reports.	40.22	201.10
1	Late Fee Invoice	(610-52) Preparation and Issuance of Late Fee Invoice	40.22	40.22
0.5	Follow up on Late ...	(610-53) Follow up on outstanding Late Fee Invoices	40.22	20.11
0.5	Gen. Admin.	(625-05) Administrative work on AUSAC contract	40.22	20.11
1.5	Follow up on Late ...	(610-53) Follow up on outstanding Late Fee Invoices	40.22	60.33
1	Collections	(610-50) Collection and compliance issues. Company notices.	40.22	40.22
0.5	Follow up on Late ...	(610-53) Follow up on outstanding Late Fee Invoices	40.22	20.11
1	MTG Minutes	(605-10) Draft, Review, Revise & Finalize Minutes	107.97	107.97
0.5	Late Fee Invoice	(610-52) Preparation and Issuance of Late Fee Invoice	107.97	53.99
0.5	Gen. Admin.	(625-05) Administrative work on AUSAC contract financials	107.97	53.99
0.5	R&D Report Prep	(610-70) Prepare Remittance & Distribution Report	107.97	53.99
0.25	Compliance Audit	(625-60) Compliance Audit per U-98-168.	107.97	26.99
1	R&D Report Prep	(610-70) Prepare Remittance & Distribution Report	107.97	107.97
1.5	Late Fee Invoice	(610-52) Preparation and Issuance of Late Fee Invoice	107.97	161.96
0.25	Dist. of Funds	(610-25) Distribution of Funds	107.97	26.99
1	Gen. Admin.	(625-05) Administrative work on AUSAC contract financials, D&O, ADN questions	107.97	107.97
1.5	Gen. Admin.	(625-05) Administrative work on AUSAC contract financials, D&O, ADN questions	107.97	161.96
1.5	Board Meeting	(605-05) Prepare for and attend Board of Directors meetings.	107.97	161.96
0.5	Gen. Admin.	(625-05) Administrative work on AUSAC contract financials, D&O, ADN questions	107.97	53.99
0.25	Dist. of Funds	(610-25) Distribution of Funds	107.97	26.99
1	Compliance Audit	(625-60) Compliance Audit per U-98-168.	107.97	107.97
0.5	Tariffsupport	(630-10) Charges related to the preparation, filing and support of Tariff 998 by AECA staff. Does NOT include consulting fees.	107.97	53.99
2	Board Meeting	(605-05) Prepare for and attend Board of Directors meetings.	107.97	215.94
0.25	MTG Minutes	(605-10) Draft, Review, Revise & Finalize Minutes	107.97	26.99
0.75	Gen. Admin.	(625-05) Administrative work on AUSAC contract financials, banking, audit, sharepoint, data request	107.97	80.98
0.5	Gen. Admin.	(625-05) Administrative work on AUSAC contract financials, banking, audit, sharepoint, data request	107.97	53.99
0.25	Gen. Admin.	(625-05) Administrative work on AUSAC contract audit prep	107.97	26.99
0.75	Gen. Admin.	(625-05) Administrative work on AUSAC contract ADN request, sunset, check signers	107.97	80.98
			Total	

Alaska Exchange Carriers Association

Invoice

P O Box 241281
Anchorage, AK 99524

Date	Invoice #
3/31/2026	370

Bill To
AUSAC PO Box 241281 Anchorage, AK 99524

Quantity	Item Code	Description	Price Each	Amount
0.25	Gen. Admin.	(625-05) Administrative work on AUSAC contract ADN request, sunset, check signers	107.97	26.99
1.25	Late Fee Invoice	(610-52) Preparation and Issuance of Late Fee Invoice	107.97	134.96
0.25	Compliance Audit	(625-60) Compliance Audit per U-98-168.	107.97	26.99
1	Gen. Admin.	(625-05) Administrative work on AUSAC contract ADN request, sunset, check signers	107.97	107.97
0.25	Tariffsupport	(630-10) Charges related to the preparation, filing and support of Tariff 998 by AECA staff. Does NOT include consulting fees.	107.97	26.99
1	R&D Report Prep	(610-70) Prepare Remittance & Distribution Report	107.97	107.97
0.25	Tariffsupport	(630-10) Charges related to the preparation, filing and support of Tariff 998 by AECA staff. Does NOT include consulting fees.	107.97	26.99
0.5	Tariffsupport	sunset (630-10) Charges related to the preparation, filing and support of Tariff 998 by AECA staff. Does NOT include consulting fees.	107.97	53.99
0.25	Follow up on Late ...	(610-53) Follow up on outstanding Late Fee Invoices	107.97	26.99
0.5	Late Fee Invoice	(610-52) Preparation and Issuance of Late Fee Invoice	107.97	53.99
0.25	Tariffsupport	(630-10) Charges related to the preparation, filing and support of Tariff 998 by AECA staff. Does NOT include consulting fees.	107.97	26.99
2	Gen. Admin.	(625-05) Administrative work on AUSAC contract financials, banking, audit, sharepoint, data request	107.97	215.94
1	Gen. Admin.	(625-05) Administrative work on AUSAC contract Email troubleshooting for main company email	44.34	44.34
5	R&D Report Prep	(610-70) Prepare Remittance & Distribution Report R&D monthly process	44.34	221.70
0.5	Gen. Admin.	(625-05) Administrative work on AUSAC contract Sharepoint troubleshooting for AUSAC	44.34	22.17
9.5	R&D Report Prep	(610-70) Prepare Remittance & Distribution Report R&D monthly process	44.34	421.23
6	R&D Report Prep	(610-70) Prepare Remittance & Distribution Report R&D monthly process	44.34	266.04
	Reimb Group	AUSAC check delivery to WG	15.23	15.23
		AUSAC check signing	14.21	14.21
		Azure AUSAC	10.17	10.17
		Total Reimbursable Expenses		39.61
			Total	\$5,154.87

BRENA, BELL & WALKER, P.C.

The RSD Building
810 N Street, Suite 100
Anchorage, AK 99501
258-2000 phone 258-2001 fax

Alaska Universal Service Admin. Co.
P O Box 241281
Anchorage, AK 99524
Attn: Keegan Bernier, Executive Director

April 17, 2026
Invoice # 38554

In Reference To: AUSAC General Matters
Our File No. 907-001

Professional services

		<u>Hours</u>	<u>Amount</u>
3/5/2026 ASG	Legal research and analysis regarding public records request received by client from a member of the press; exchange emails with, and telephone conference with Ms. K. Bernier regarding same	0.50	225.00
3/19/2026 ASG	Exchange emails with Ms. K. Bernier regarding AUSAC response to questions posed by ADN reporter	0.20	90.00
	For professional services rendered	<u>0.70</u>	<u>\$315.00</u>
	BALANCE DUE		<u><u>\$315.00</u></u>

Billers Summary

<u>Name</u>	<u>Hours</u>	<u>Rate</u>	<u>Amount</u>
Anthony S. Guerriero - Sr. Attorney	0.70	450.00	\$315.00

VI.C.



THE STATE
of **ALASKA**
GOVERNOR MIKE DUNLEAVY

Regulatory Commission of Alaska

701 West Eighth Avenue, Suite 300
Anchorage, Alaska 99501-3469
Main: 907.276.6222
Toll Free Fax: 1.800.390.2782
Fax: 907.276.0160

April 16, 2026

In reply refer to: Tariff Section
File: TA46-998
LO#: L2600153

Keegan Bernier
Agent
Alaska Universal Service Administrative Company
PO Box 241281
Anchorage, AK 99524

Dear Ms. Bernier:

On April 3, 2026, the Alaska Universal Service Administrative Company (AUSAC) filed TA46-998 seeking to update the Alaska Universal Service Fund sunset date in its tariff. In addition, AUSAC requested a waiver of the statutory notice period under 3 AAC 48.300 to allow the tariff sheets to take effect before the end of the statutory notice period. On April 16, 2026, the Regulatory Commission of Alaska (Commission) approved Tariff Sheet Nos. 12, 14, 15, 23, 24, 25.1, 26, and 29, filed April 3, 2026, by AUSAC with TA46-998. In addition, the Commission granted AUSAC's request for a waiver of the statutory notice period under 3 AAC 48.300 for TA46-998. The effective date of the tariff sheets is April 3, 2026.

Enclosed are validated copies of the approved tariff sheets. Please note that the effective date has been added to the bottom right corner of the tariff sheets.

BY DIRECTION OF THE COMMISSION

Sincerely,

REGULATORY COMMISSION OF ALASKA

A handwritten signature in blue ink, appearing to read "Joy Gordanier".

Joy Gordanier
Advisory Section Manager

Enclosures

VII.A.

RECEIVED

APR 03 2026

STATE OF ALASKA
REGULATORY COMMISSION OF ALASKA

ALASKA UNIVERSAL SERVICE ADMINISTRATIVE COMPANY

GENERAL RULES AND REGULATIONS

B. Purpose of Alaska Universal Service Fund

The AUSF is funded by Intrastate Telecommunications Carriers. It is designed to provide support to Qualifying Carriers for:

1. Eligible support prior to July 1, 2028 to include, Essential Network Support (T) and;
2. Such other purposes as the RCA may designate from time to time by regulation.

Tariff Advice No. 46-998

Effective: **April 3, 2026**

Date Issued:

Issued By: **ALASKA UNIVERSAL SERVICE ADMINISTRATIVE COMPANY**

By: _____
Laura Kompkoff

Title: President

RCA No. 998 Fourth Revised Sheet No. 14

Cancelling Third Revised Sheet No. 14

RECEIVED

APR 03 2026

STATE OF ALASKA
REGULATORY COMMISSION OF ALASKA

ALASKA UNIVERSAL SERVICE ADMINISTRATIVE COMPANY

ALASKA UNIVERSAL SERVICE FUND SURCHARGE

A. General

Payments by Intrastate Telecommunication Carriers to the Alaska Universal Service Fund are collected in the form of a surcharge on intrastate End User Revenues of Subject Carriers. Carriers may recover the surcharge from ratepayers through a line item charge on their bills, identified as "Alaska Universal Service Fund Surcharge". The line item charge for concurring carriers shall be a percentage of End User Revenue billings, set at the same percentage rate that AUSAC charges to Subject Carriers.

Intrastate End User Revenues realized after June 30, 2028 are not subject to the surcharge. (T)

Intrastate End User Revenues realized before July 1, 2028 are subject to the surcharge. (T)

Tariff Advice No. 46-998

Effective: **April 3, 2026**

Date Issued: _____

Issued By: **ALASKA UNIVERSAL SERVICE ADMINISTRATIVE COMPANY**

By: _____
Laura Kompkoff

Title: President

RECEIVED

APR 03 2026

STATE OF ALASKA
REGULATORY COMMISSION OF ALASKA

ALASKA UNIVERSAL SERVICE ADMINISTRATIVE COMPANY

ALASKA UNIVERSAL SERVICE FUND SURCHARGE

B. Carriers Subject to Payment of Surcharge

An Intrastate Telecommunications Carrier that provides telecommunications service to the public, or to those classes of users as to be effectively available to the public for a fee, shall pay a universal service surcharge to the AUSF on End User Revenues realized before July 1, 2028. Telecommunications carriers (T) include carriers offering the following services:

1. Cellular telephone and paging services;
2. Mobile radio services;
3. Operator services;
4. Personal communications services (PCS);
5. Local exchange service;
6. Special access service;
7. Wide Area Telecommunications Service (WATS);
8. Toll-free service;
9. 900 service;
10. Message telephone service (MTS);
11. Private line service;
12. Telex;
13. Telegraph;
14. Video services;
15. Satellite service;
16. Resale of intrastate services;
17. Pay phone services;
18. Network Access Fee accessed on end users; and
19. Interconnected Voice over Internet Protocol (VoIP)

Tariff Advice No. 46-998

Effective: **April 3, 2026**

Date Issued:

Issued By: **ALASKA UNIVERSAL SERVICE ADMINISTRATIVE COMPANY**

By: _____
Laura Kompkoff

Title: President

RECEIVED

APR 03 2026

STATE OF ALASKA
REGULATORY COMMISSION OF ALASKA

ALASKA UNIVERSAL SERVICE ADMINISTRATIVE COMPANY

DISTRIBUTIONS FROM ALASKA UNIVERSAL SERVICE FUND

A. General

AUSAC shall distribute to Qualifying Carriers on a monthly basis, subject to the priority of distribution specified in Subsection D of this section, funds authorized by the Commission for:

1. Essential Network Support; and,
2. Such other purposes as may be designated by the Commission by regulation.

A carrier's eligibility to receive distributions from the AUSF shall be determined by the Commission.

Support claims accrued prior to July 1, 2028 shall be paid accordingly. (T)

No support claims shall be paid for periods after June 30, 2028. (T)

Tariff Advice No. 46-998

Effective: **April 3, 2026**

Date Issued:

Issued By: **ALASKA UNIVERSAL SERVICE ADMINISTRATIVE COMPANY**

By: _____
Laura Kompkoff

Title: President

RECEIVED

APR 03 2026

STATE OF ALASKA
REGULATORY COMMISSION OF ALASKA

ALASKA UNIVERSAL SERVICE ADMINISTRATIVE COMPANY

DISTRIBUTIONS FROM ALASKA UNIVERSAL SERVICE FUND

B. Essential Network Support

1. Distribution from the AUSF for Essential Network Support (ENS) shall be made monthly by AUSAC to each Qualifying Carrier eligible to receive ENS by check or EFT, no later than the 30th day of the month.
2. The AUSAC shall distribute monthly to a Qualifying Company one-twelfth of its annual ENS amount.
3. The ENS for each Qualifying Company shall be determined in accordance with 3 AAC 53.346 that is in effect on September 15, 2023.
4. Qualifying Company ENS support totals for the year ended December 31, 2022 are listed in Subsection C of this section.
5. ENS shall not be paid on periods after June 30, 2028. (T)

Tariff Advice No. 46-998

Effective: **April 3, 2026**

Date Issued:

Issued By: **ALASKA UNIVERSAL SERVICE ADMINISTRATIVE COMPANY**

By: _____
Laura Kompkoff

Title: President

RECEIVED

APR 03 2026

STATE OF ALASKA
REGULATORY COMMISSION OF ALASKA

ALASKA UNIVERSAL SERVICE ADMINISTRATIVE COMPANY

DISTRIBUTIONS FROM ALASKA UNIVERSAL SERVICE FUND

D. Allocation Methodology in the Event of Fund Shortage

In the case of a fund shortage in any particular month, the administrator will distribute funds in the following priority:

1. Administrative costs;
2. Other universal service support programs listed in Section B of Tariff Sheet No. 12, oldest claims first, prorated among claimants within a monthly accounting period based on total unpaid claims for that period; and
3. Valid claims accrued prior to July 1, 2028 may be paid. (T)
4. AUSAC may not pay any support claims for periods after June 30, 2028. (T)
5. AUSAC may not pay any claim that remains unpaid more than six months after accrual.

Tariff Advice No. 46-998

Effective: **April 3, 2026**

Date Issued:

Issued By: **ALASKA UNIVERSAL SERVICE ADMINISTRATIVE COMPANY**

By: _____
Laura Kompkoff

Title: President

RECEIVED

APR 03 2026

STATE OF ALASKA
REGULATORY COMMISSION OF ALASKA

ALASKA UNIVERSAL SERVICE ADMINISTRATIVE COMPANY

RATES AND CHARGES

A. Amount of Surcharge

Surcharge Percentage 10.0%

The surcharge is assessed on End User Revenues of Intrastate Telecommunications Carriers providing the services listed on Tariff Sheet No. 15 of this tariff, except for carriers exempted. More detailed descriptions and examples of End User Revenues and exclusions are contained in the instructions for the monthly Carrier Remittance Worksheet in Appendix I to this tariff.

The surcharge is assessed on End User Revenues prior to July 1, 2028. (T)

B. Collection from End Users

Concurring Carriers are authorized by the Commission to bill and collect from End Users the percentage surcharge in effect on the date bills are rendered to End Users.

Tariff Advice No.: 46-998

Effective: **April 3, 2026**

Date Issued:

Issued By: **ALASKA UNIVERSAL SERVICE ADMINISTRATIVE COMPANY**

By: _____
Laura Kompkoff

Title: President

RECEIVED

APR 03 2026

STATE OF ALASKA
REGULATORY COMMISSION OF ALASKA

ALASKA UNIVERSAL SERVICE ADMINISTRATIVE COMPANY

APPENDIX I

This Appendix contains samples of current Forms and Reports for the administration of the AUSF that have been approved by the Commission. The Forms and Reports are not numbered as tariff sheets. These Forms and Reports are applicable to periods prior to July 1, 2028. Forms and Reports included in Appendix I are: (T)

<u>Name of Form</u>	<u>Effective Date</u>	<u>No. of Pages</u>
Monthly Carrier Remittance Worksheet	January 1, 2019	1
Monthly Carrier Remittance Worksheet Instructions	October 14, 2022	11

Tariff Advice No. 46-998

Effective: **April 3, 2026**

Date Issued:

Issued By: ALASKA UNIVERSAL SERVICE ADMINISTRATIVE COMPANY

By: _____
Laura Kompkoff

Title: President

EXECUTIVE SESSION MOTION

I move that the AUSAC Board of Directors go into executive session based on the fact that the Board will discuss:

New Business:

VIII.A. Late Fee Waiver Request

VIII.B. Compliance Review 2023 Invoice Questions

The exception to the Open Meetings Act allows discussion in executive session for matters, that the immediate knowledge of which: (Choose one)

- 1) would tend to prejudice the reputation and character of any person;
- 2) would clearly have an adverse effect upon the finances of AUSAC;
- 3) by law, are required to be kept confidential.